



TA YA ELECTRIC WIRE & CABLE CO., LTD.
Stock Code: 1609

2024Q2 Results Presentation

TA YA Group Overview & Financial Highlights

Company Spokesman : Chen,Chung-Kuang

2024/08/22



DISCLAIMER

- The purpose of the briefing is to provide information, therefore will not be updated under any circumstances.
- TA YA Group does not have any responsibility to update or correct any information in this presentation.
- The information within the presentation does not hint future decisions or promise any solid validity.



TA YA Headquarter

Found : 1955年

Responsible Person : CEO Shang-Hung Shen

Capital : NTD 7.368 billion

Net Revenue : NTD 14.316 billion(2024Q2 Consolidated Performance)

Area : 138,038 m²

TA YA Head Office Employee : 641

TA YA Group Employee : 1,439

Product : Power Cable / Magnet Wire / Telecom Cable /
Optical Fiber Cable/Solar Energy/Energy Storage System

TA YA Group Vision



The purpose of ESG
be implemented in
our vision

A leading brand in energy connection



TA YA Group Vision



A business trusted by
employees, customers,
shareholders, and society



A creator of harmonious
environment and pristine
homeland



Comprehensive integration Renewable Energy Supply Chain

Provide total solution of energy-

**Generation, Transmission, Conversion, Storage to
Management.**

Generation

Transmission

Conversion

Storage

Management



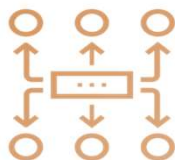
About TA YA Headquarters

Combined with 6 Business Groups



Energy and Telecom Communication Cable Business Group

Operates the production, development, and sales of electricity and communication cables and monitors affiliated enterprises, including Ta Ho, AD, and Ta Ya Green Energy Technology Co., Ltd. .



Magnet Wires Business Group

Operates the production, development, and sales of enamel wires and monitors affiliated enterprises, including Heng Ya Electric Ltd. (Hong Kong), Heng Ya Electric (Kunshan) Co., Ltd., and Ta Yi Plastic Co., Ltd..



New Business Development, Investment and Copper Management Business Group

Management of the Taipei Branch, and the evaluation of overseas investments.



Construction Business Group

Operates building construction and sales management.



Business Administration Group

Coordinates all groups, responds demands of stakeholders rationally, fulfills comprehensive effectiveness of groups, keeps sustainable growing.



Corporate Development & Strategic Planning Group

Responsible for new enterprise business evaluation and developing and execution related to company strategy.



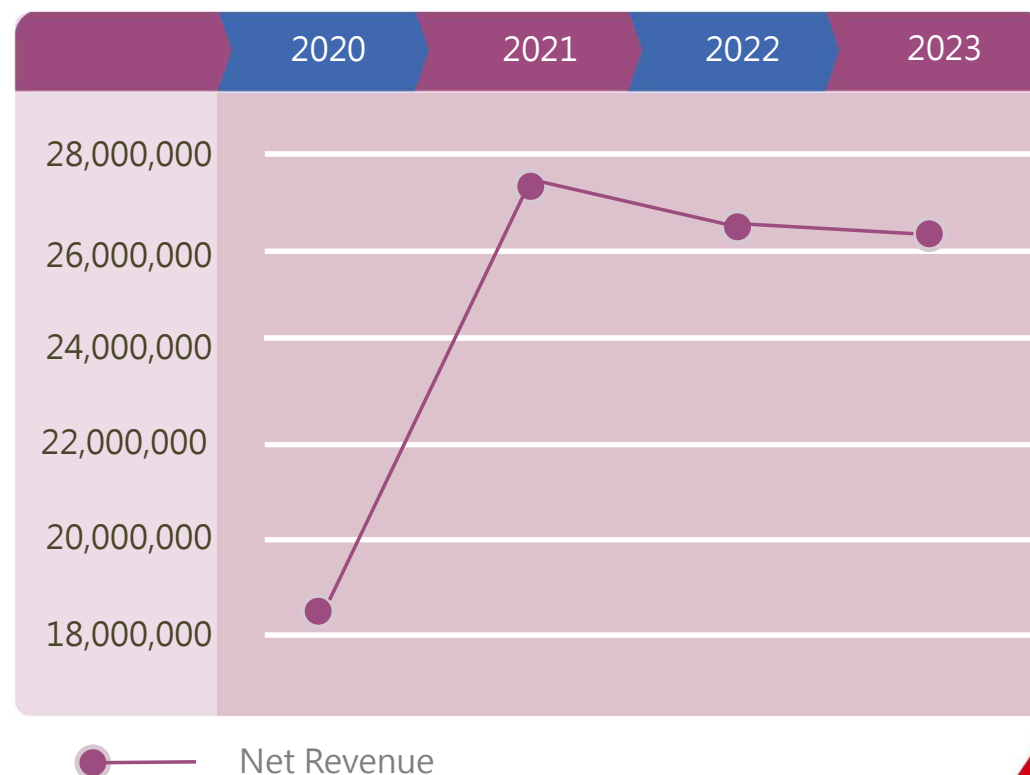
Consolidated Performance

Unit: Thousand of NTD, except for EPS in NTD

	2020	2021	2022	2023
Net Revenue	18,300,805	27,457,879	26,749,017	26,435,820
Net Profit ^{*1}	850,045	1,408,768	841,475	2,762,030
EPS ^{*2}	1.41	2.17	1.23	3.91
Cash Dividend	0.35	0.35	0.50	1.2
Stock Dividend	0.35	0.60	0.10	0.5
Total	0.70	0.95	0.60	1.7

*1 : Net Profit Attributable to Owners of the parent °

*2 : EPS of the year shall be calculated based on the weighted average outstanding shares of the year, which are after retrospective adjustments.



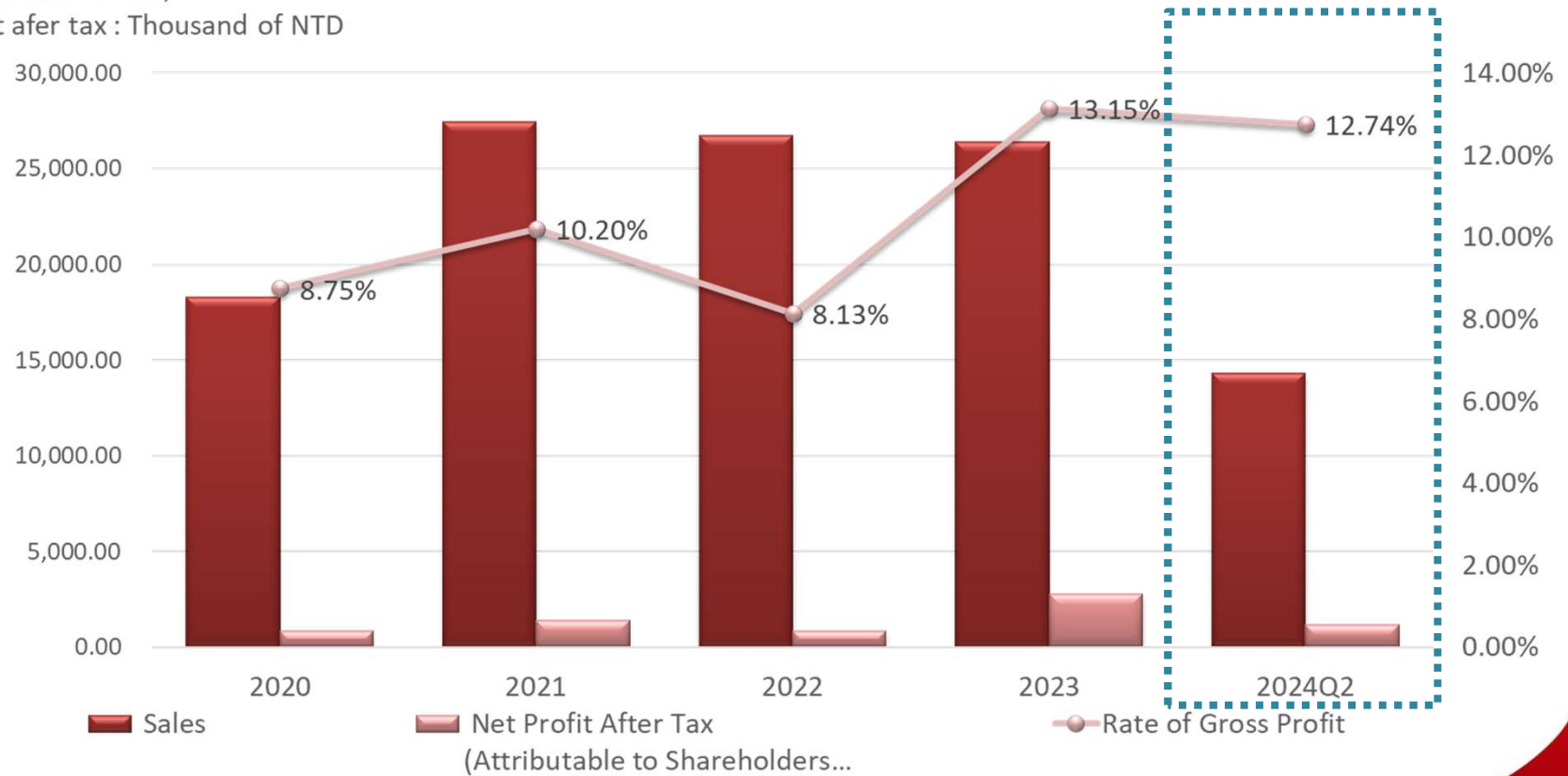


Financial Highlights

•Consolidated Operating Performance

Sales :Million of NTD ;

Net profit afer tax : Thousand of NTD





Financial Highlights

•Segment Revenues

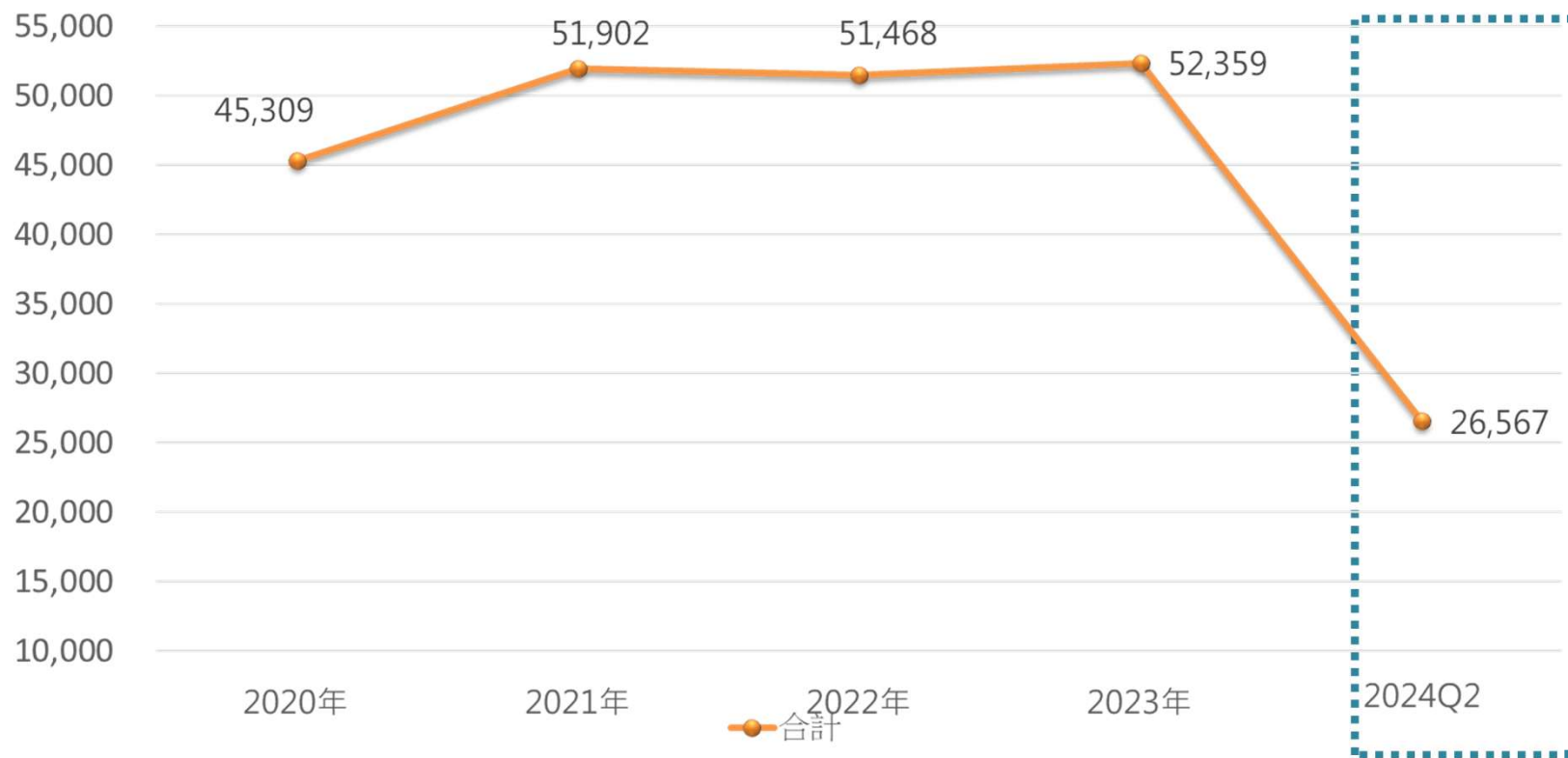
Segment Revenues (Expressed in Thousands of NTD)	2022Y		2023Y		2024Q2	
	Revenue from external customers	%	Revenue from external customers	%	Revenue from external customers	%
Electric wire & cable	25,926,744	96.93%	24,874,685	94.09%	13,566,314	94.76%
Solar power plants	822,273	3.07%	1,561,135	5.91%	749,657	5.24%



Financial Highlights

•Sales Volume

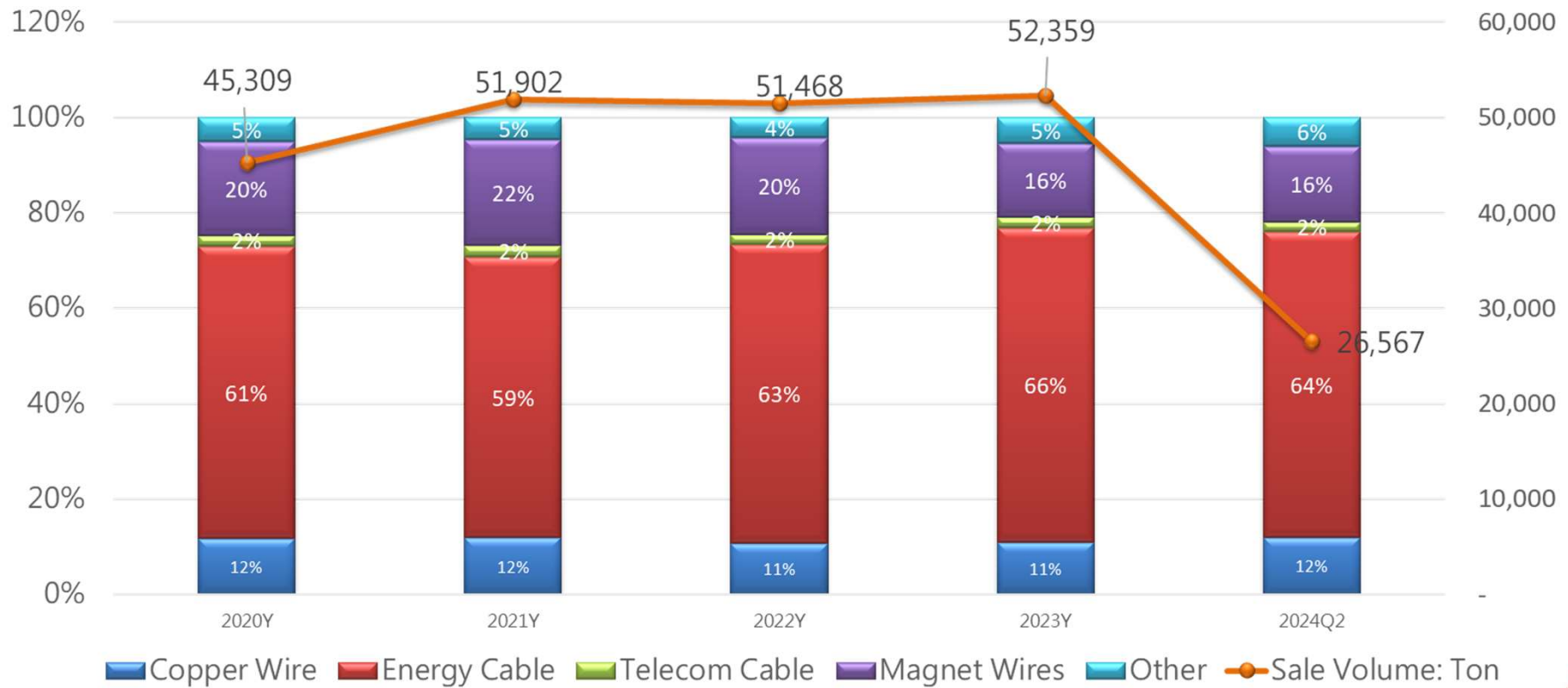
Sales Volume : Ton





Financial Highlights

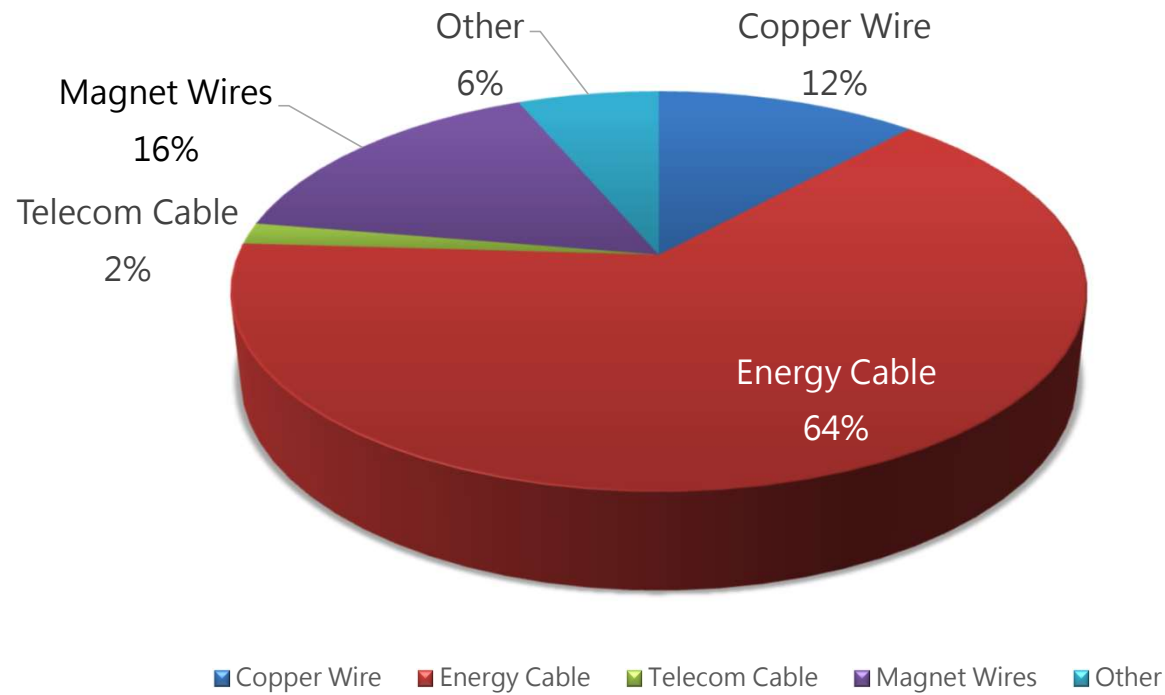
- Sales Volume Of Various Products:





Financial Highlights

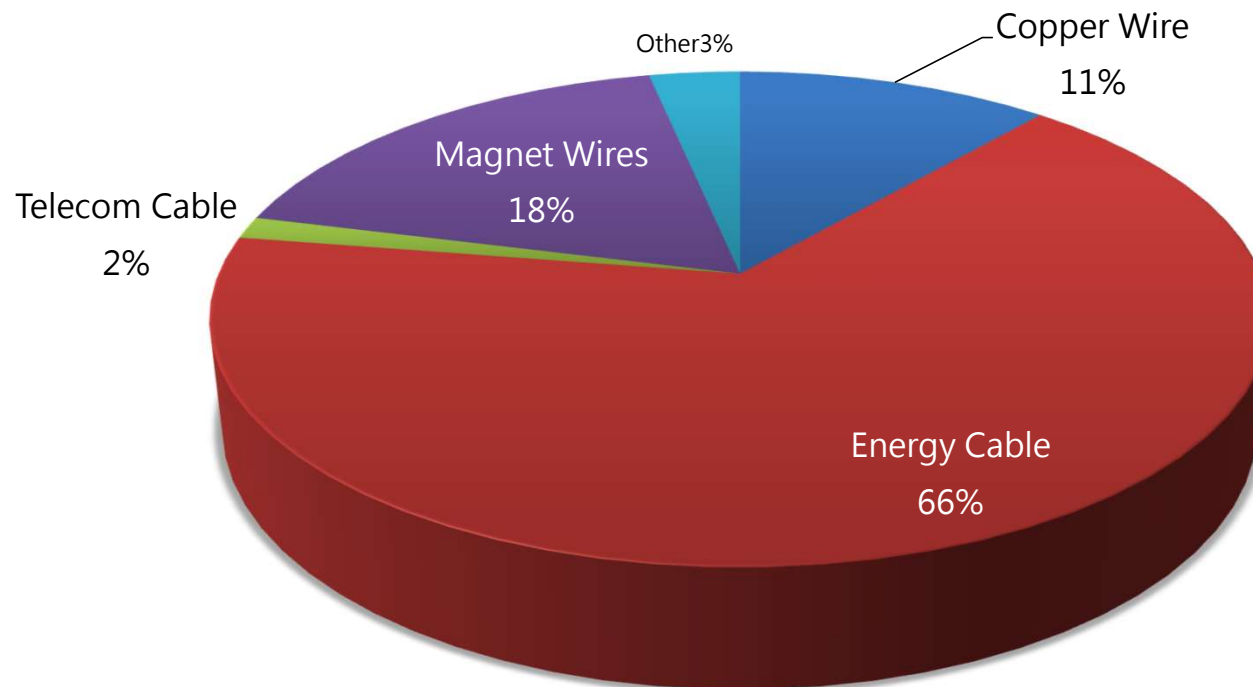
•2024Q2 The ratio of Product sales volume





Financial Highlights

•2024Q2 The ratio of Product sales figures





Financial Highlights

- Consolidated Statements of Income :

Unit: Thousand of NTD, except for EPS in NTD

Item	2024 Six months ended June 30		2023 Six months ended June 30		Annual Growth Rate
	14,315,971	100.0	12,553,343	100.0	14
Operating Costs	12,491,932	87.3	11,036,835	87.9	13.2
Gross Profit	1,824,039	12.7	1,516,508	12.1	20.3
Unrealized Gain On The Transactions With Associates	1,623	-	1,547	-	4.9
Realized Gain On The Transactions With Associates	2,122	-	2,353	-	(9.8)
Net Profit	1,824,538	12.7	1,517,314	12.1	20.2
Operating Expenses	916,567	6.4	915,764	7.3	0.1
Net Profit	907,971	6.3	601,550	4.8	50.9
Non-Operational Income	672,800	4.7	2,075,853	16.5	(67.6)
Net Profit After Tax (Attributable to Shareholders of the Parent)	1,159,922	8.1	2,268,409	18.1	(48.9)
EPS	1.58		3.3		



Financial Highlights

• Operating Performance Per Share

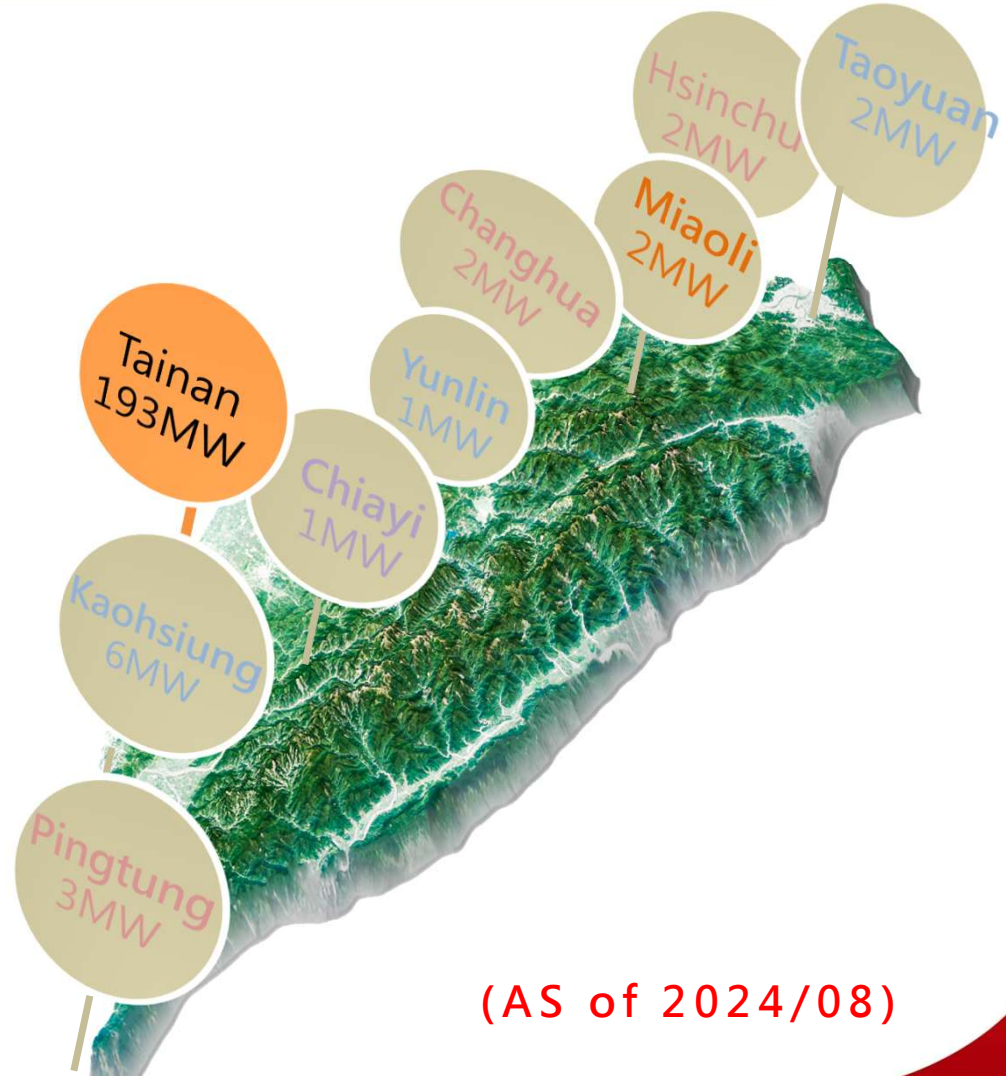
Item / Year	2020	2021	2022	2023
Earnings Per Share	1.41	2.17	1.23	3.91
Cash Dividend Per Share	0.35	0.35	0.50	1.2
Stock Dividend Per Share	0.35	0.60	0.10	0.5
Return on Equity	11.79%	16.01%	8.89%	21.64%
Net Value Per Share	13.05	15.19	15.37	19.38
Operating Cash Flow Per Share	0.99	(1.97)	(0.43)	3.78

note : The Earnings Distribution Proposal for 2023 has not been approved yet.

Distribution map of TA YA Solar Power Station

There are

- 74 solar power plants
- Its cumulative installed capacity is 212MW



(AS of 2024/08)



Qigu Fishing and Electricity Symbiosis Zone

- Its cumulative installed capacity is 120MW.
- Its goal is to achieve the benefits of "breeding-based value-added green electricity and flood storage"
- Fishery and Electricity Symbiosis is achieved by setting up green energy power generation facilities at fish farm embankments and water channels, providing shades for the fish farm to keep the water cool in summertime, for delivering electricity while keeping aquaculture production at the time; tarpaulin shedding can be provided on top of the facility in the wintertime to withstand cold weathers. The Qi-Gu Fishery and Electricity Symbiosis Project, which combines fishery with a green power generation system while functioning as flood retention at the same time, is creating a triple-win situation for the locality.





大亞太陽能

- To establish a 2.89MW power plant on the factory roof at the Kuan-Miao Headquarters.
- Cooperation with Taiwan Sugar Company to build a facility spanning tens of thousands of square meters with a capacity of 6.94MW on the roof.
- Accomplished category change of a 71-hectare land at Xue-Jia District, Taiwan, for setting up a 76MW solar power plant, the very first in Taiwan for a private land exceeding 30 hectares to have succeeded in a category change.
- An independent 600kWh, 200kW “Da-Ya Power Storage Micro Grid” System is established at Guanmiao Plant Area, which provides comprehensive power dispatch services that combine power storage, electricity installation, environment control and grid information into an integral system

In the future

Actively develop medium to large scale power plants at the roof and ground surface of enterprise premises.

Expect to exceed 500 MW.

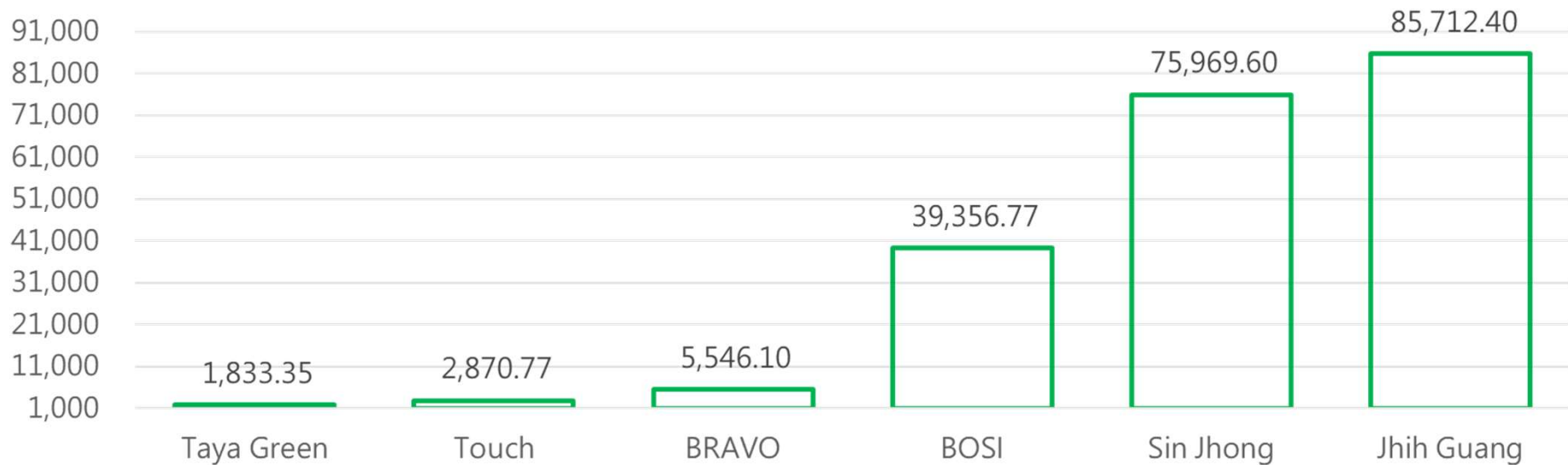


有陽光的地方 就有大亞的產品



Solar Industry of TA YA Group

Installed Capacity (Kwp)



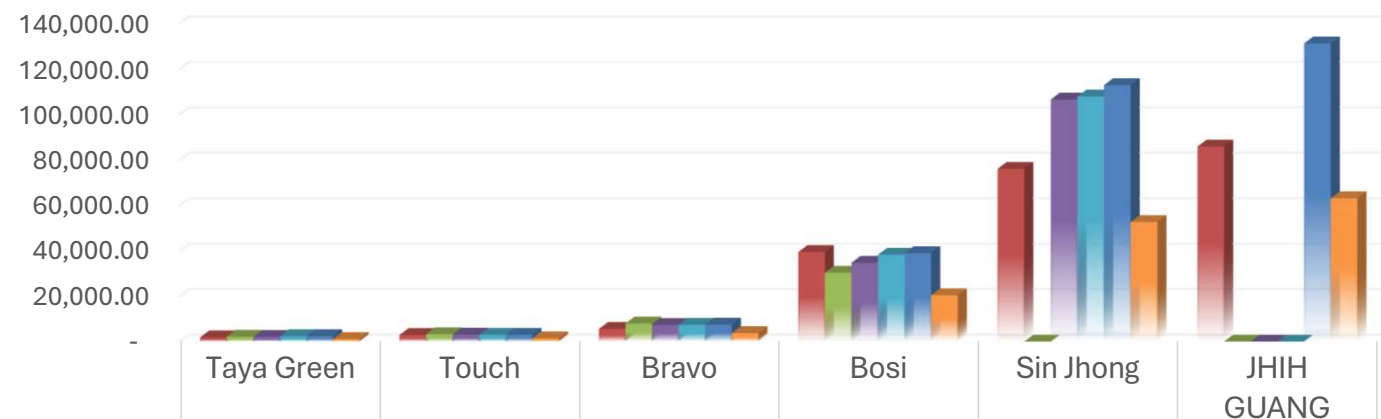
Company	Taya Green	Touch	BRAVO	BOSI	Sin Jhong	Jhih Guang
Operating	2015~2021	2016/2	2018/6	2015~2023/6	2020/12	2022/11



Financial Highlights

- Green Power Industry Performance : power generation volume

Unit: :KWh



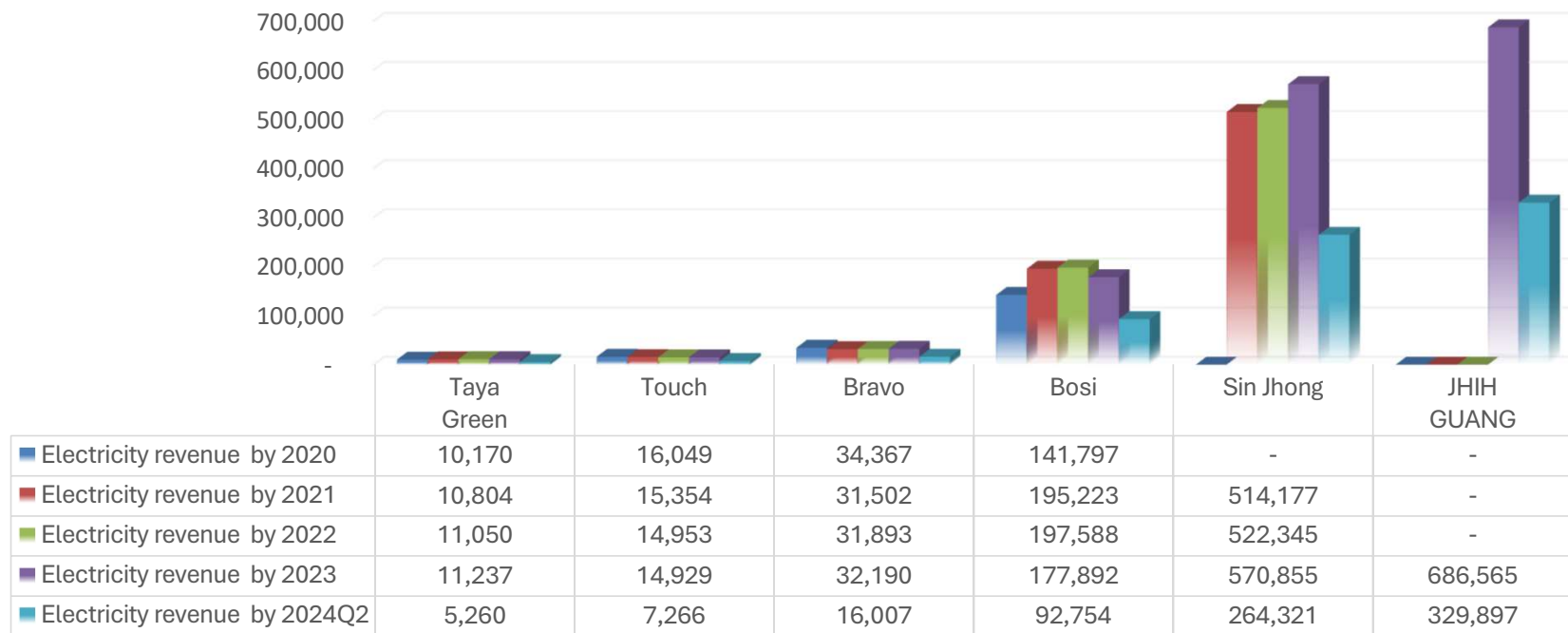
	Taya Green	Touch	Bravo	Bosi	Sin Jhong	JHIH GUANG
The total installed capacity up to now(Kwp)	1,833.35	2,870.77	5,546.10	39,356.77	75,969.60	85,712.40
Solar power by 2020(kWh)	2,105.28	3,175.90	7,943.65	30,239.12	-	-
Solar power by 2021(kWh)	2,046.06	3,038.32	7,281.28	34,635.98	106,468.09	-
Solar power by 2022(kWh)	2,321.16	2,959.13	7,371.67	38,201.74	107,758.00	-
Solar power by 2023(kWh)	2,356.63	2,954.33	7,440.47	38,872.96	112,792.09	131,104.01
Solar power by 2024Q2(kWh)	1,107.59	1,437.96	3,699.84	20,383.30	52,513.89	62,976.03



Financial Highlights

• Green Power Industry Performance

Unit: Thousand of NTD



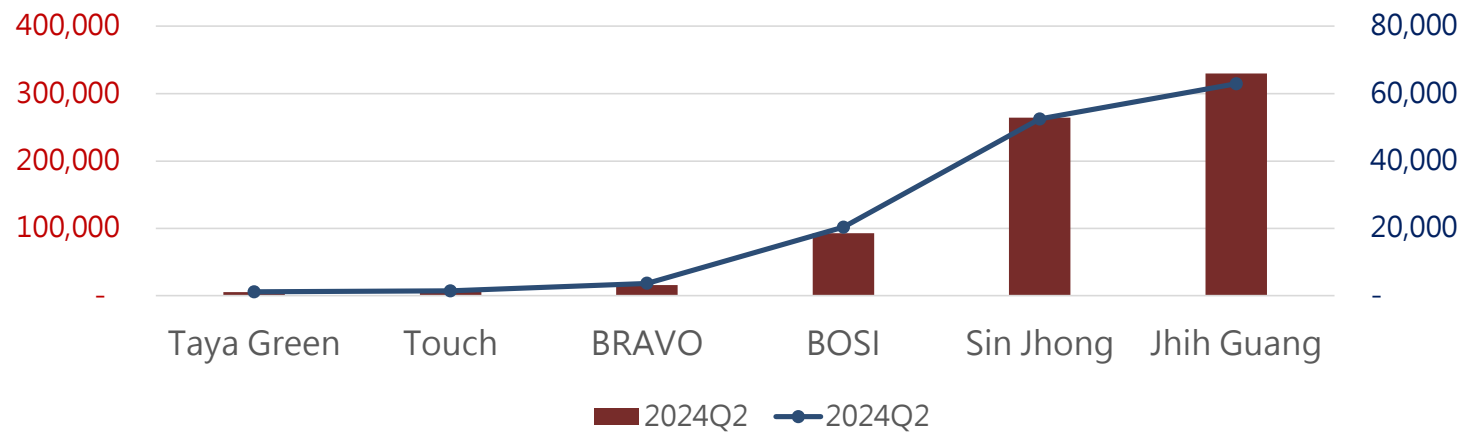


Financial Highlights

•Green Power Industry Performance

•2024Q2 Electricity Revenue/ Degree of power generation

Unit : Thousand of Degreed



Unit : Thousand of NTD

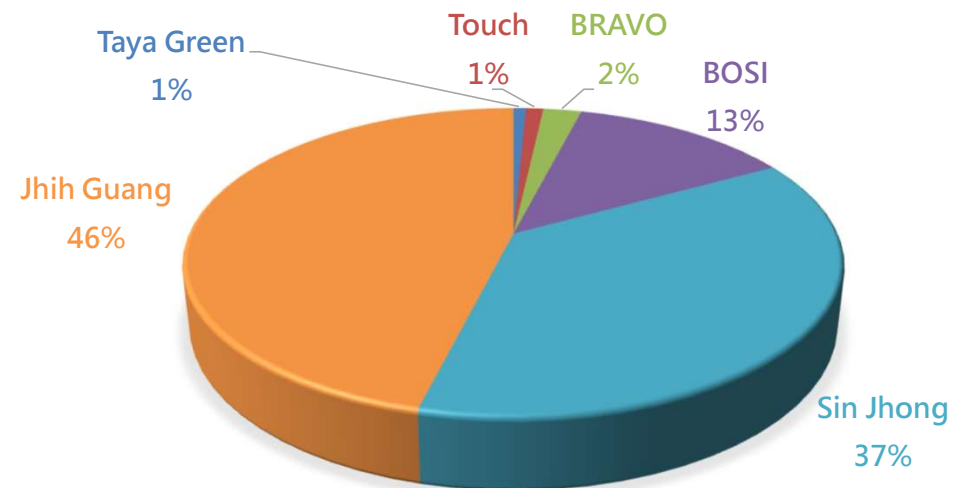
2024Q2	Taya Green	Touch	BRAVO	BOSI	Sin Jhong	Jhih Guang
Degree of power generation (Thousand of degreed)	1,107.59	1,437.96	3,699.84	20,383.30	52,513.89	62,976.03
Electricity Revenue (Thousand of NTD)	5,260	7,266	16,007	92,754	264,321	329,897



Financial Highlights

•Green Power Industry Performance

•2024Q2 Electricity Revenue/ Degree of power generation




2024Q2	
Degree of power generation (thousand of degree)	142,119
Electricity Revenue (thousand of NTD)	715,505



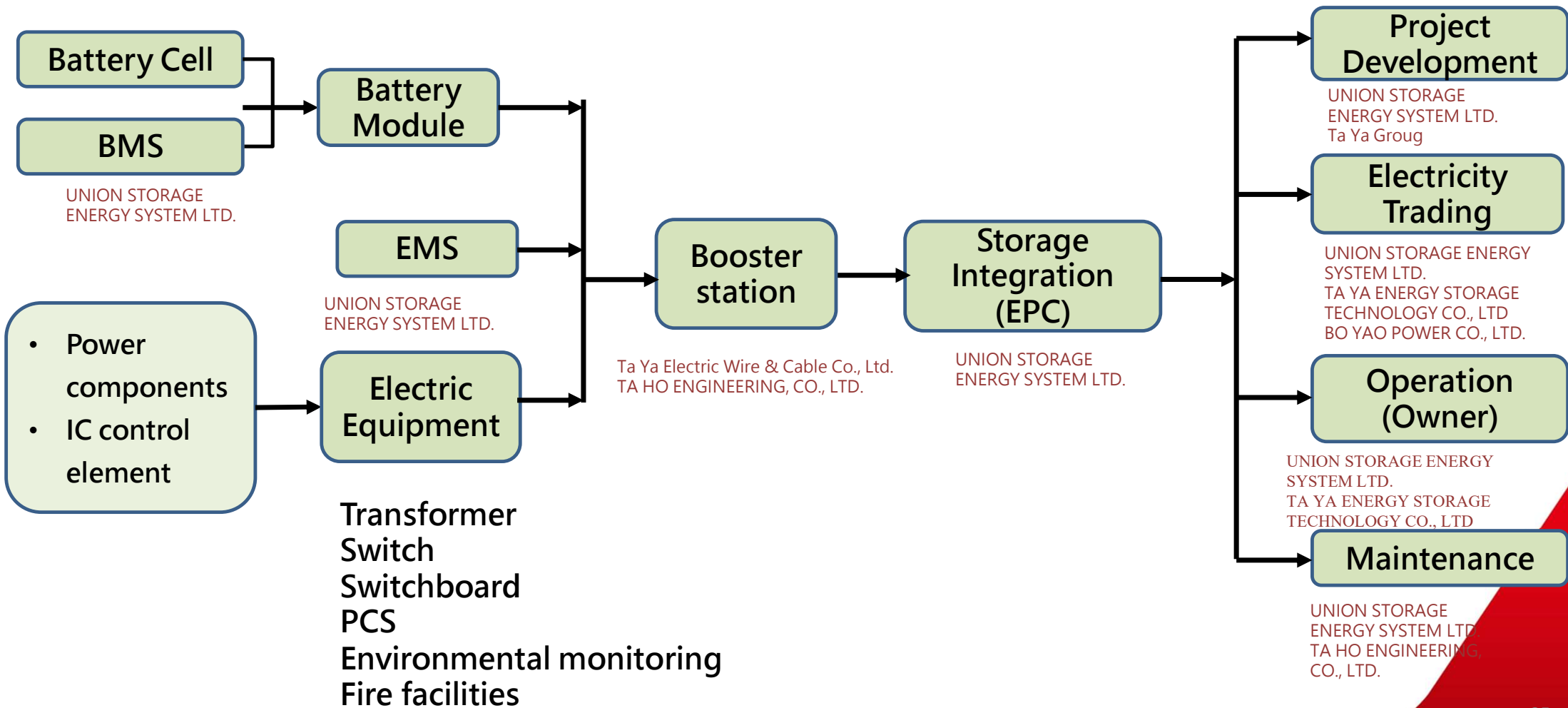
Affiliated companies of energy storage industry

- Taya Group invested in UNION STORAGE ENERGY SYSTEM LTD. In 2017,
- For providing auxiliary platform services for energy storage, large scale user power storage facilities, and battery products.
- Taya Group established TA YA Energy Storage Technology Co., Ltd. in November 2021 to provide integration services of energy storage systems; the company started the establishment of an MW scale energy storage system in the same year. Its services include investment, development, construction, O&M, Energy Storage, and sales of electricity.





The Role of Ta Ya play in smart energy grid supplier



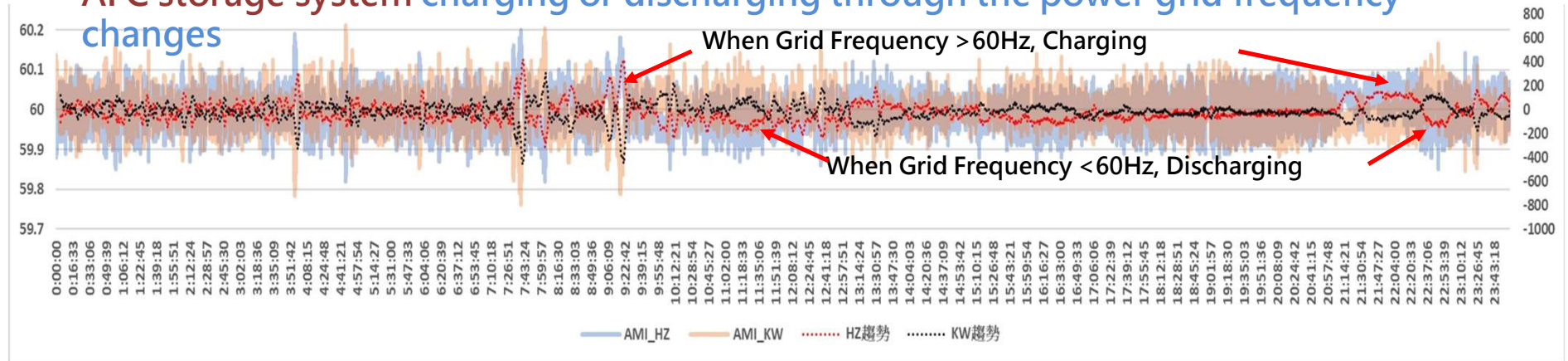


TYPE:

Grid Connection

AFC storage system

AFC storage system charging or discharging through the power grid frequency changes



Guanmiao Dist.

1MW 1.2MWh



Rende Dist.

5MW 6.2MWh



Rende Dist. Bao' an Rd.

1.8MW 6.6MWh



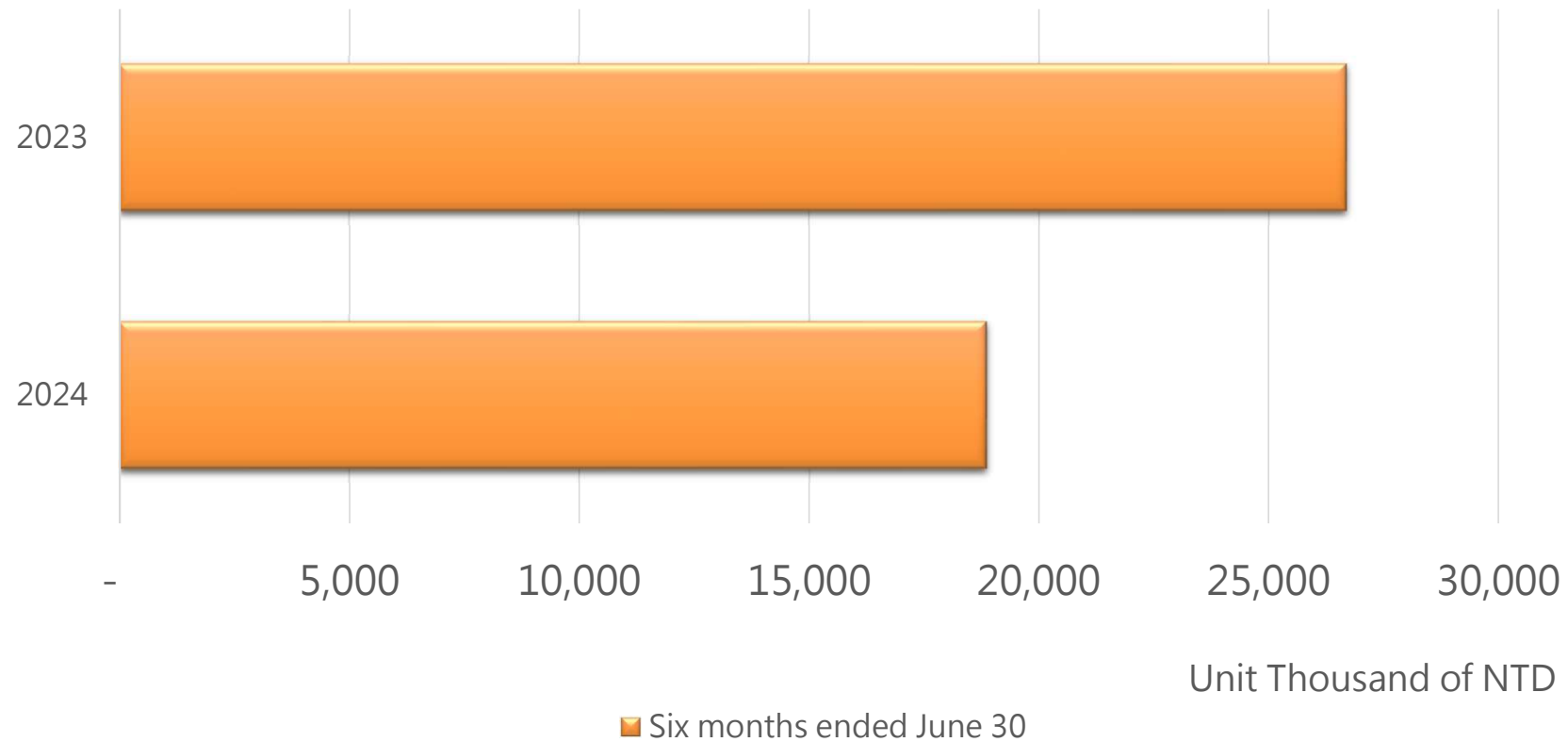
Guiren Dist.

2.5MW 3.5MWh








Financial Highlights

•Energy storage Industry Performance



Energy Storage

-  On Nov. 15, 2021, Taipower completed the "Taipower Electric Power Trading Platform" provides Auxiliary Frequency Modulation Service (AFC), Instant standby and supplementary standby ancillary service transactions.
-  As of 2023, 14 colleagues of TAYA have gained the Tai Power trading platform license .
-  Joined the Taipower Trading Platform in 2022/5 .
-  Energy Storage Short-term goal :
Join a power-trading platform to install AFC storage with 100MW ,
and to install Solar Energy combined with Energy storage system .





TA YA ELECTRIC WIRE & CABLE CO., LTD.
Stock Code: 1609



Generation

Transmission

Conversion

Storage

Management

Thank you.