



TA YA ELECTRIC WIRE & CABLE CO., LTD.
Stock Code: 1609

2025Q2 Results Presentation

TA YA Group Overview & Financial Highlights

Company Spokesman : Chen,Chung-Kuang

2025/08/25



DISCLAIMER

- The purpose of the briefing is to provide information, therefore will not be updated under any circumstances.
- TA YA Group does not have any responsibility to update or correct any information in this presentation.
- The information within the presentation does not hint future decisions or promise any solid validity.



TA YA Headquarter

Found : 1955年

Responsible Person : CEO Shang-Hung Shen

Capital : NTD 7.737 billion

Net Revenue : NTD 15.156 billion(2025Q2 Consolidated Performance)

Area : 138,038 m²

TA YA Head Office Employee : 641

TA YA Group Employee : 1,479

Product : Power Cable / Magnet Wire / Telecom Cable /
Optical Fiber Cable/ Solar Energy/ Energy Storage System

TA YA Group Vision



The purpose of ESG
be implemented in
our vision

A leading brand in energy connection



TA YA Group Vision



A business trusted by
employees, customers,
shareholders, and society



A creator of harmonious
environment and pristine
homeland



Comprehensive integration Renewable Energy Supply Chain

Provide total solution of energy-

**Generation, Transmission, Conversion, Storage to
Management.**

Generation

Transmission

Conversion

Storage

Management



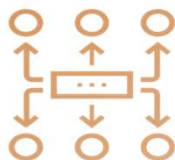
About TA YA Headquarters

Combined with 6 Business Groups



Energy and Telecom Communication Cable Business Group

Operates the production, development, and sales of electricity and communication cables and monitors affiliated enterprises, including Ta Ho, AD, and Ta Ya Green Energy Technology Co., Ltd. .



Magnet Wires Business Group

Operates the production, development, and sales of enamel wires and monitors affiliated enterprises, including Heng Ya Electric Ltd. (Hong Kong), Heng Ya Electric (Kunshan) Co., Ltd., and Ta Yi Plastic Co., Ltd..



New Business Development, Investment and Copper Management Business Group

Management of the Taipei Branch, and the evaluation of overseas investments.



Construction Business Group

Operates building construction and sales management.



Business Administration Group

Coordinates all groups, responds demands of stakeholders rationally, fulfills comprehensive effectiveness of groups, keeps sustainable growing.



Corporate Development & Strategic Planning Group

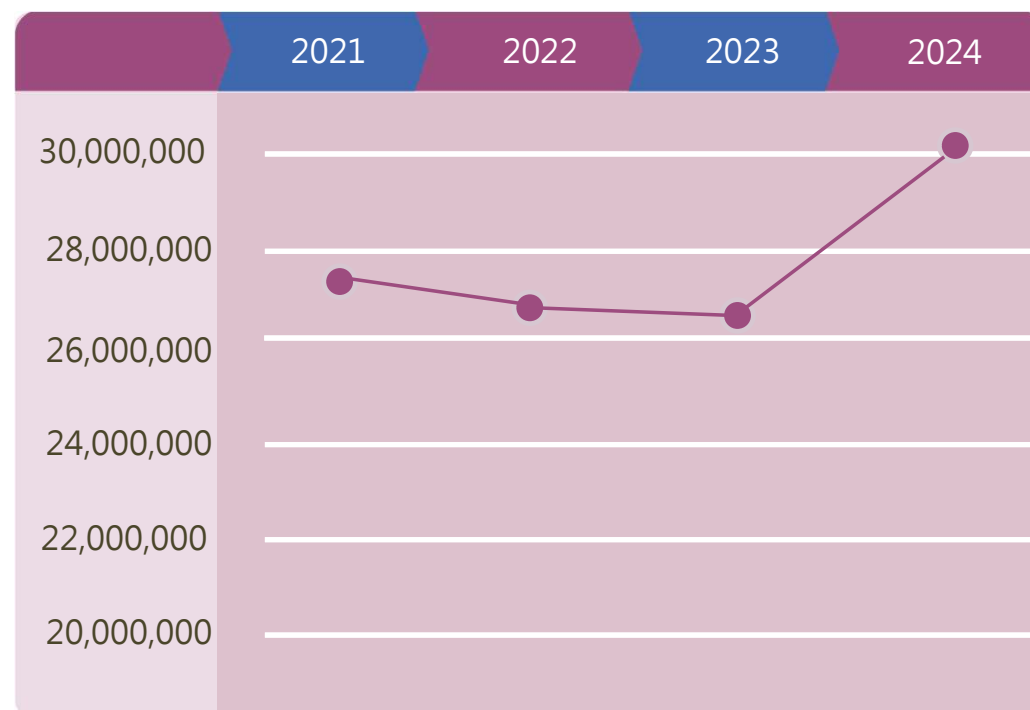
Responsible for new enterprise business evaluation and developing and execution related to company strategy.



Consolidated Performance

Unit: Thousand of NTD, except for EPS in NTD

	2021	2022	2023	2024
Net Revenue	27,457,879	26,749,017	26,435,820	30,084,638
Net Profit ^{*1}	1,408,768	841,475	2,762,030	1,609,846
EPS ^{*2}	2.17	1.23	3.72	2.09
Cash Dividend	0.35	0.50	1.20	0.75
Stock Dividend	0.60	0.10	0.50	0.15
Total	0.95	0.60	1.70	0.90



Net Revenue

*1 : Net Profit Attributable to Owners of the parent °

*2 : EPS of the year shall be calculated based on the weighted average outstanding shares of the year, which are after retrospective adjustments.

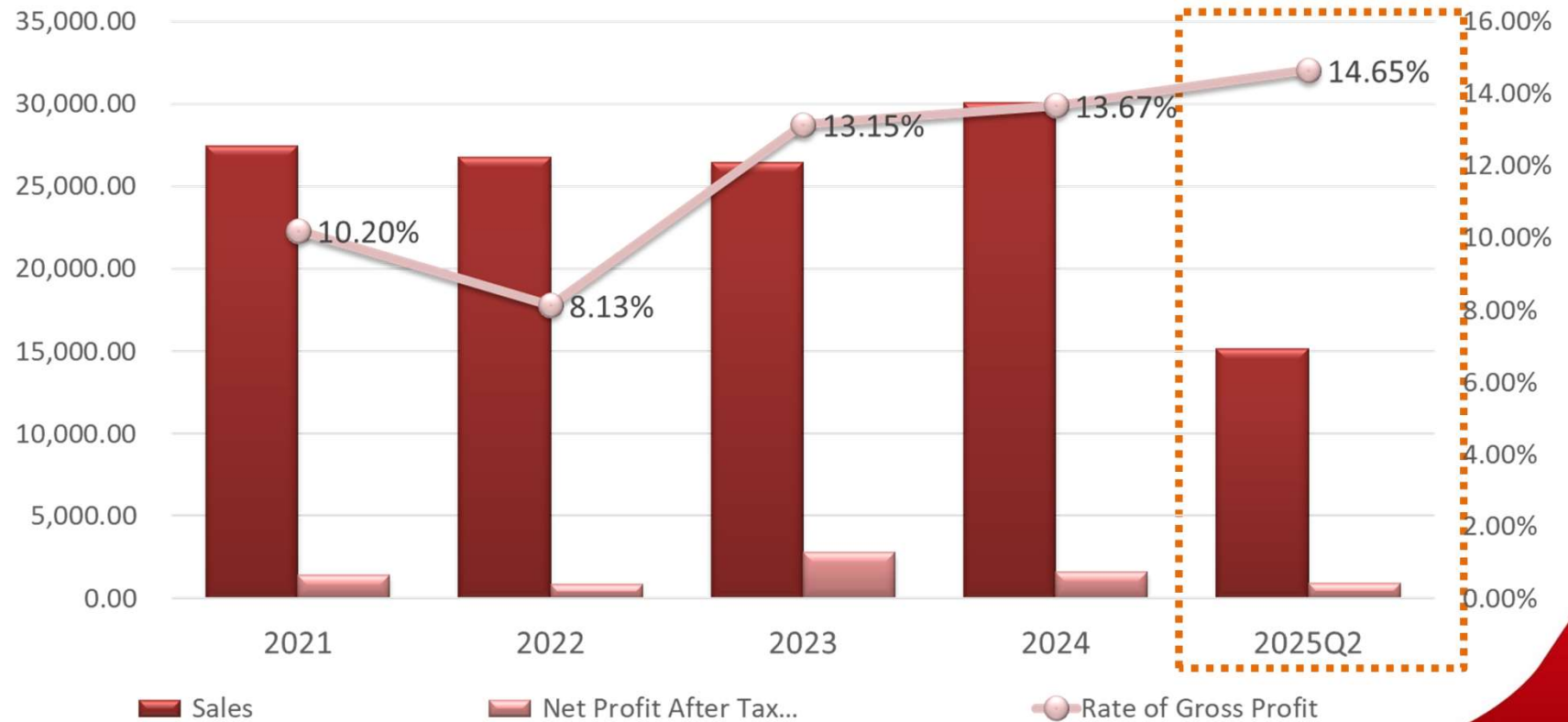


Financial Highlights

•Consolidated Operating Performance

Sales :Million of NTD ;

Net profit afer tax : Thousand of NTD





Financial Highlights

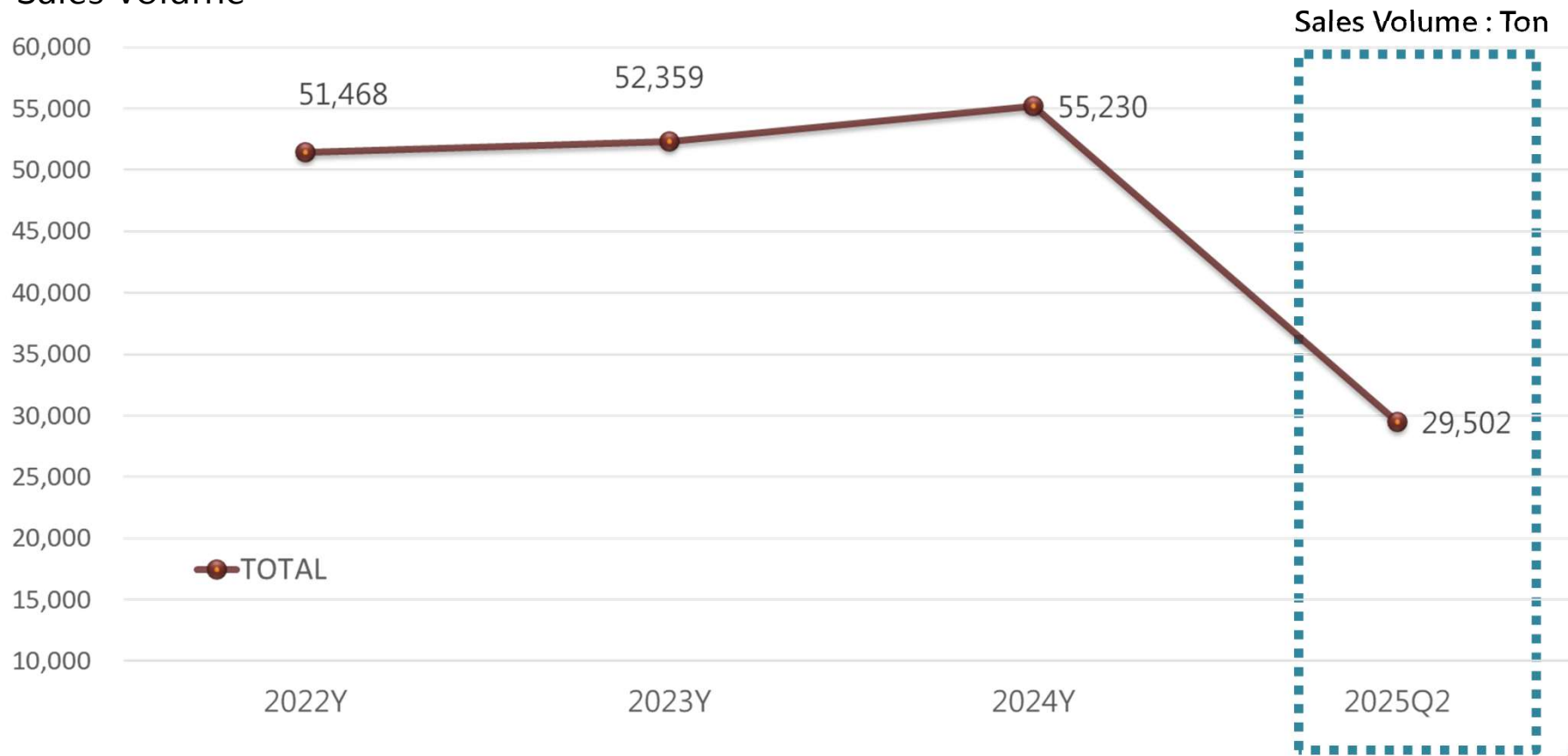
•Segment Revenues

Segment Revenues (Expressed in Thousands of NTD)	2023Y		2024Y		2025Q2	
	Segment Revenues	%	Segment Revenues	%	Segment Revenues	%
Electric wire & cable	24,809,782	93.85%	28,411,523	94.44%	14,334,004	94.57%
Solar power plants	1,626,038	6.15%	1,673,115	5.56%	822,265	5.43%



Financial Highlights

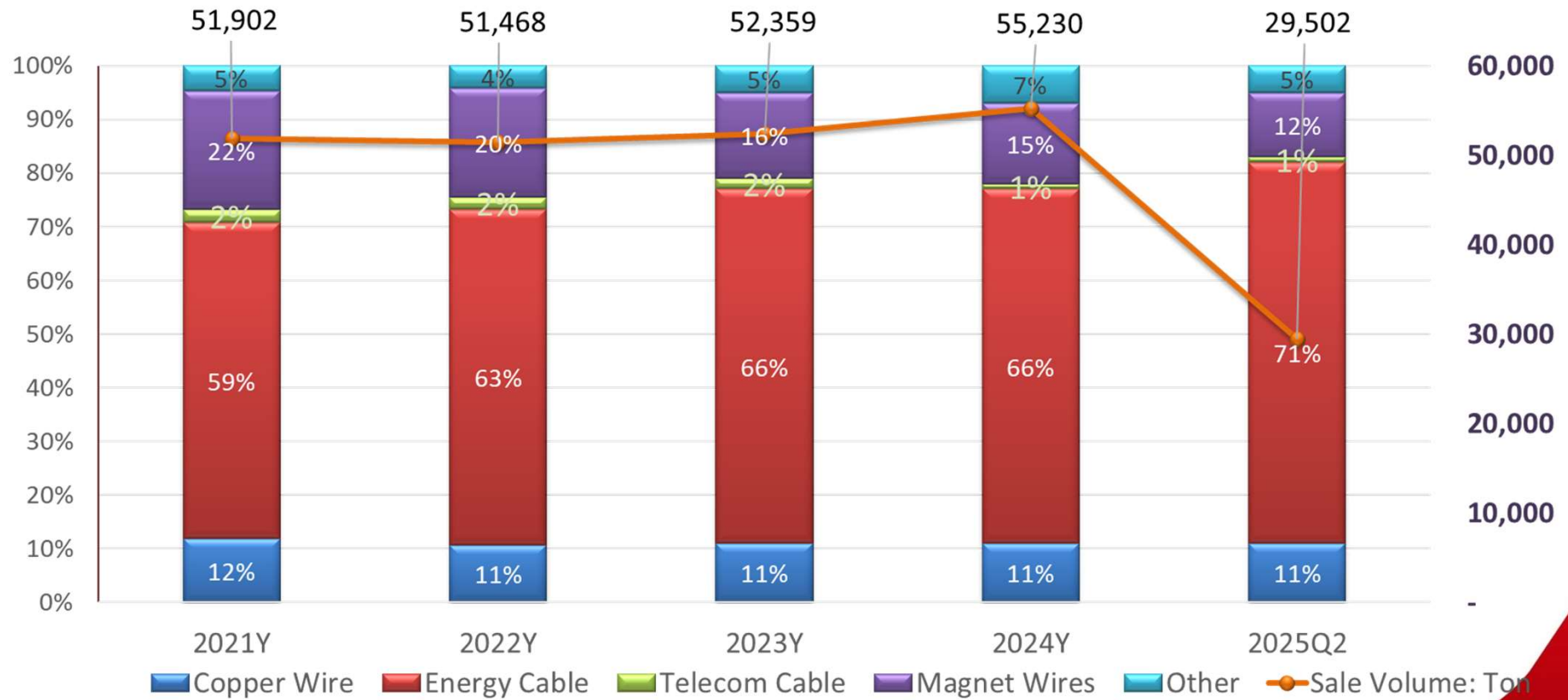
•Sales Volume





Financial Highlights

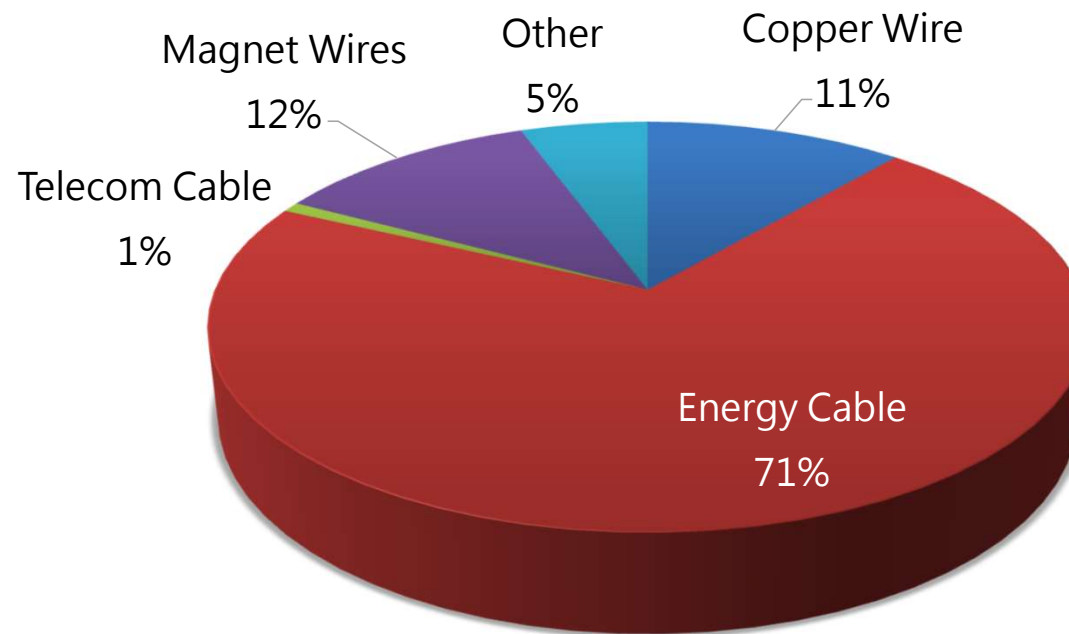
- Sales Volume Of Various Products:





Financial Highlights

•2025Q2 The ratio of Product sales volume

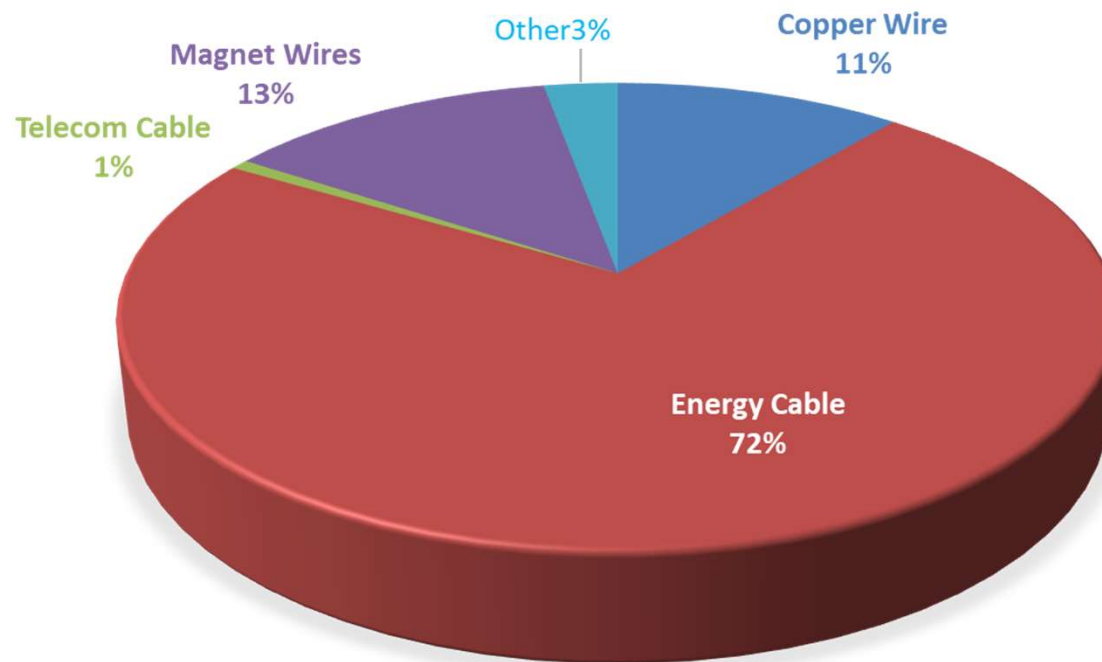


■ Copper Wire ■ Energy Cable ■ Telecom Cable ■ Magnet Wires ■ Other



Financial Highlights

- 2025Q2 The ratio of Product sales figures





Financial Highlights

- Consolidated Statements of Income :

Unit: Thousand of NTD, except for EPS in NTD

Item	2025		2024		Annual
	Six months ended June 30		Six months ended June 30		Growth Rate
NET REVENUE	15,156,269	100.0	14,315,971	100.0	5.9
COST OF REVENUE	12,935,857	85.3	12,491,932	87.3	3.6
Gross Profit	2,220,412	14.7	1,824,039	12.7	21.7
Unrealized Gain On The Transactions With Associates	5,702	0.0	1,623	0.0	251.3
Realized Gain On The Transactions With Associates	6,092	0.0	2,122	0.0	187.1
REALIZED GROSS PROFIT	2,220,802	14.7	1,824,538	12.7	21.7
Operating Expenses	801,330	5.3	916,567	6.4	(12.6)
INCOME FROM OPERATIONS	1,419,472	9.4	907,971	6.3	56.3
Non-operating Income and expenses	(28,511)	(0.2)	672,800	4.7	(104.2)
NET PROFIT ATTRIBUTABLE TO Owners of the parent	926,875	6.1	1,159,922	8.1	(20.1)
EPS	1.18		1.48		



Financial Highlights

• Operating Performance Per Share

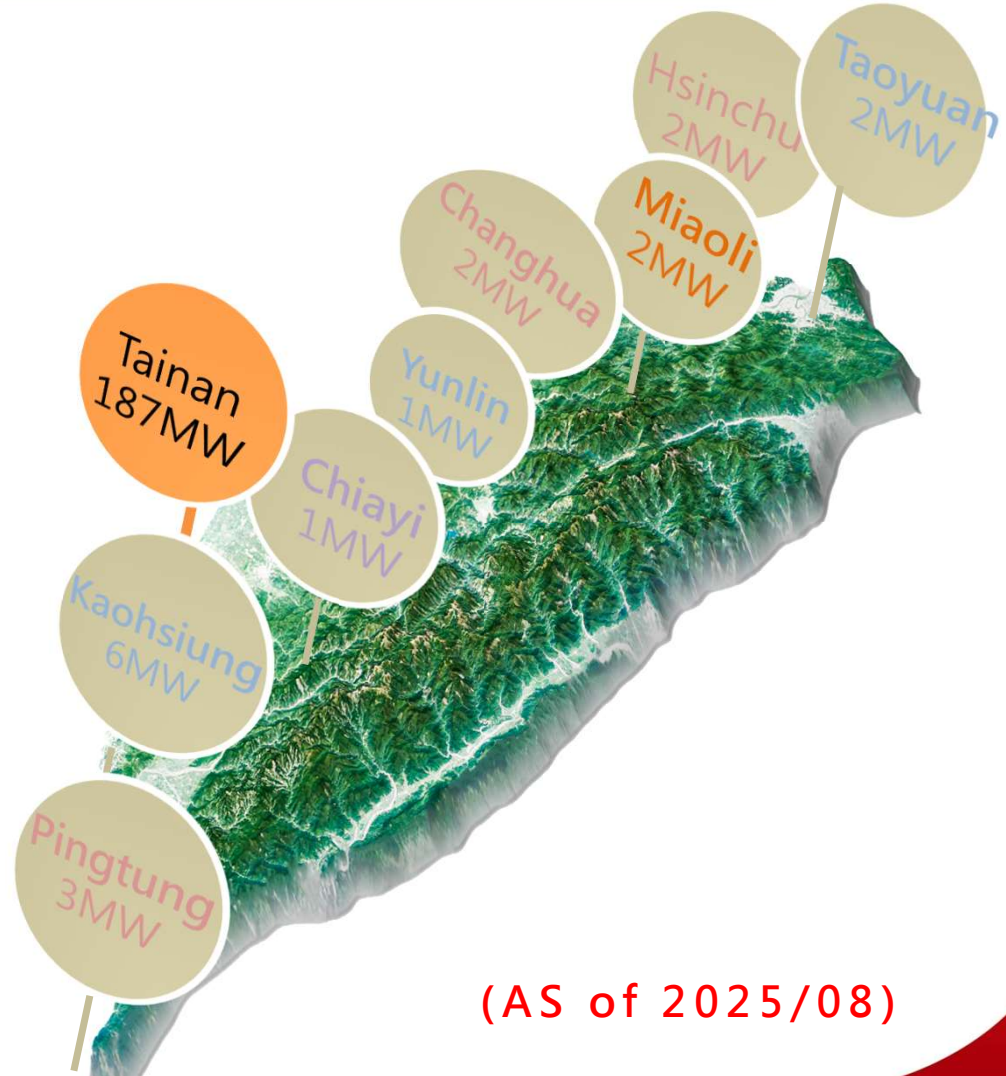
Item / Year	2020	2021	2022	2023	2024
Earnings Per Share	1.41	2.17	1.23	3.72	2.09
Cash Dividend Per Share	0.35	0.35	0.50	1.20	0.75
Stock Dividend Per Share	0.35	0.60	0.10	0.50	0.15
Return on Equity	11.79%	16.01%	8.89%	21.64%	11.65%
Net Value Per Share	13.05	15.19	15.37	19.38	20.42
Operating Cash Flow Per Share	0.99	(1.97)	(0.43)	3.78	(0.60)

Note : The Earnings Distribution Proposal for 2024 has not been approved yet.

Distribution map of TA YA Solar Power Station

There are

- 73 solar power plants
- Its cumulative installed capacity is 206MW



(AS of 2025/08)



Qigu Fishing and Electricity Symbiosis Zone

- Its cumulative installed capacity is 120MW.
- Its goal is to achieve the benefits of "breeding-based value-added green electricity and flood storage"
- Fishery and Electricity Symbiosis is achieved by setting up green energy power generation facilities at fish farm embankments and water channels, providing shades for the fish farm to keep the water cool in summertime, for delivering electricity while keeping aquaculture production at the time; tarpaulin shedding can be provided on top of the facility in the wintertime to withstand cold weathers. The Qi-Gu Fishery and Electricity Symbiosis Project, which combines fishery with a green power generation system while functioning as flood retention at the same time, is creating a triple-win situation for the locality.





大亞太陽能

- To establish a 2.89MW power plant on the factory roof at the Kuan-Miao Headquarters.
- Cooperation with Taiwan Sugar Company to build a facility spanning tens of thousands of square meters with a capacity of 6.94MW on the roof.
- Accomplished category change of a 71-hectare land at Xue-Jia District, Taiwan, for setting up a 76MW solar power plant, the very first in Taiwan for a private land exceeding 30 hectares to have succeeded in a category change.
- An independent 600kWh, 200kW “Da-Ya Power Storage Micro Grid” System is established at Guanmiao Plant Area, which provides comprehensive power dispatch services that combine power storage, electricity installation, environment control and grid information into an integral system

In the future

Actively develop medium to large scale power plants at the roof and ground surface of enterprise premises.

Expect to exceed 500 MW.

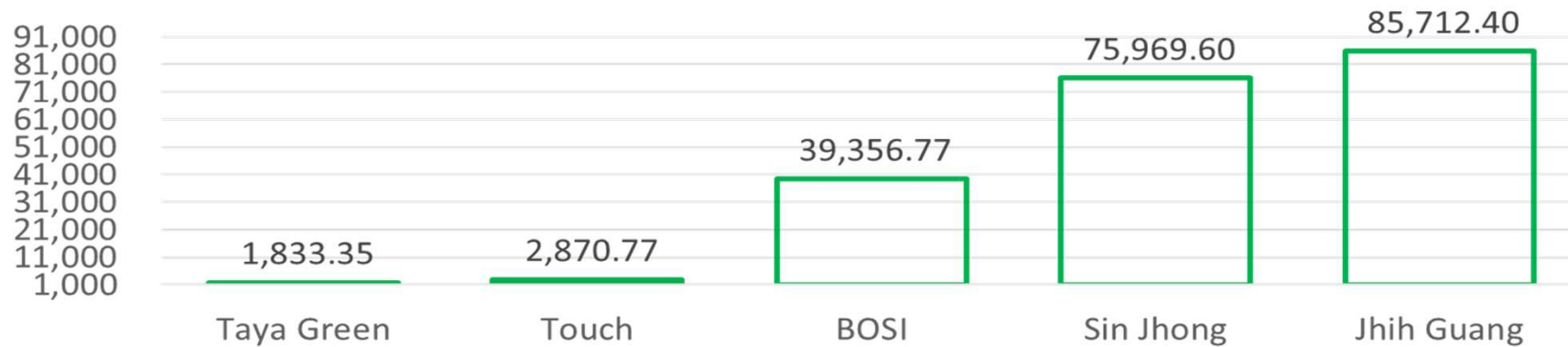


有陽光的地方 就有大亞的產品



Solar Industry of TA YA Group

Installed Capacity (Kwp)



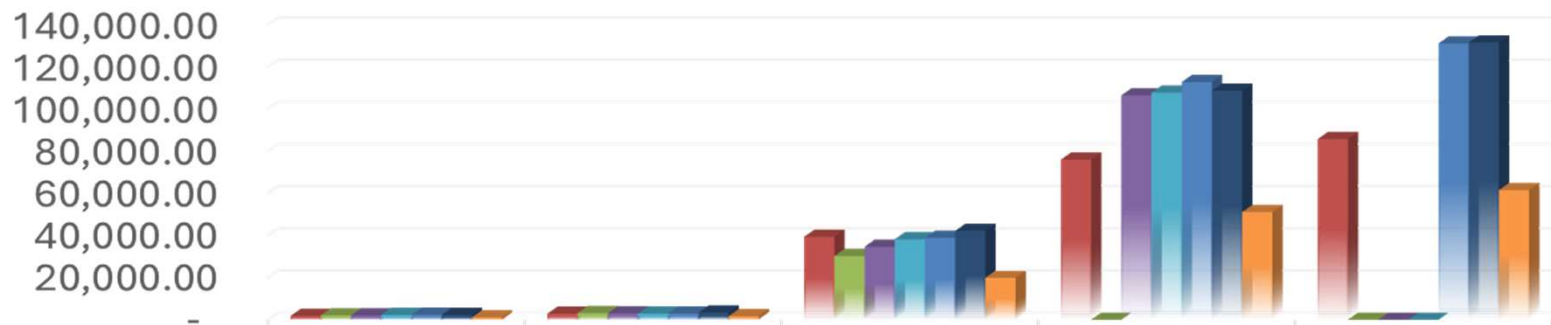
Company	Taya Green	Touch	BOSI	Sin Jhong	Jhih Guang
Operating	2015~2021	2016/2	2015~2023/6	2020/12	2022/11



Financial Highlights

• Green Power Industry Performance : power generation volume

Unit: :KWh



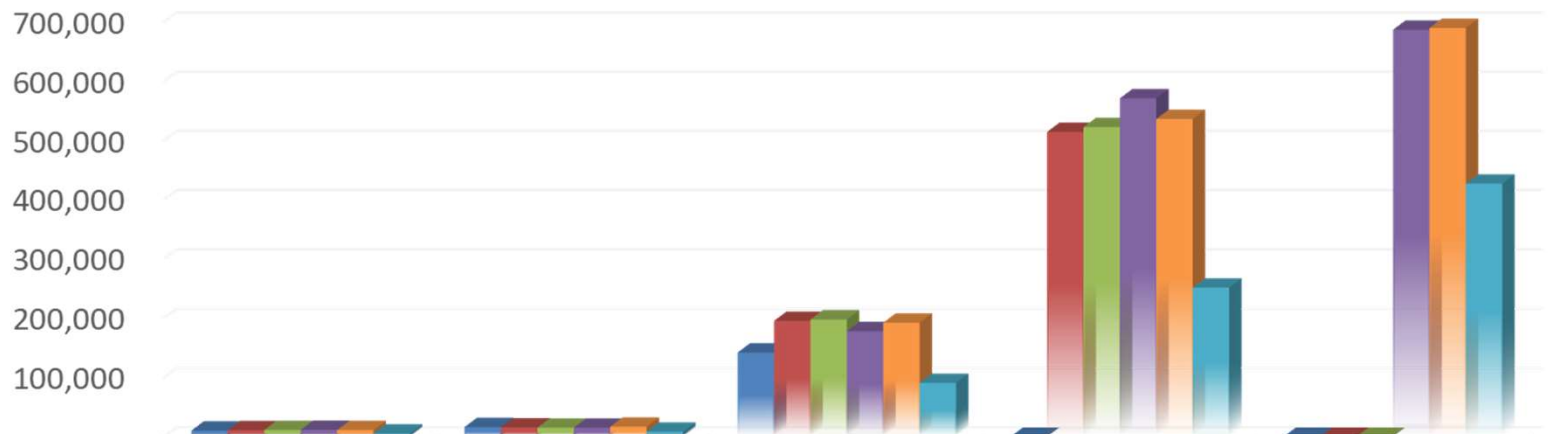
	Taya Green	Touch	Bosi	Sin Jhong	JHIH GUANG
■ The total installed capacity up to now(Kwp)	1,833.35	2,870.77	39,356.77	75,969.60	85,712.40
■ Solar power by 2020(kWh)	2,105.28	3,175.90	30,239.12	-	-
■ Solar power by 2021(kWh)	2,046.06	3,038.32	34,635.98	106,468.09	-
■ Solar power by 2022(kWh)	2,321.16	2,959.13	38,201.74	107,758.00	-
■ Solar power by 2023(kWh)	2,356.63	2,954.33	38,872.96	112,792.09	131,104.01
■ Solar power by 2024(kWh)	2,293.51	3,366.01	42,157.08	108,647.75	131,548.27
■ Solar power by 2025Q2(kWh)	1,085.49	1,681.81	19,903.78	51,075.06	61,499.53



Financial Highlights

• Green Power Industry Performance

Unit: Thousand of NTD



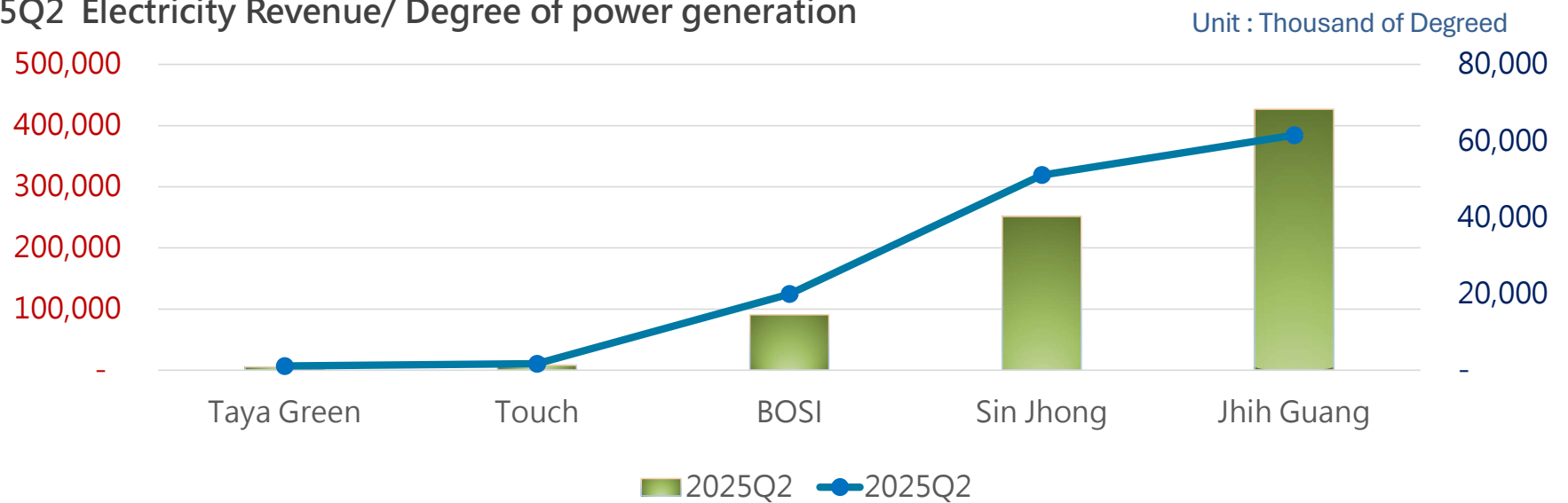
	Taya Green	Touch	Bosi	Sin Jhong	JHIH GUANG
Electricity revenue by 2020	10,170	16,049	141,797	-	-
Electricity revenue by 2021	10,804	15,354	195,223	514,177	-
Electricity revenue by 2022	11,050	14,953	197,588	522,345	-
Electricity revenue by 2023	11,237	14,929	177,892	570,855	686,565
Electricity revenue by 2024	10,929	16,596	192,226	536,074	689,675
Electricity revenue by 2025Q2	5,155	8,284	90,647	251,457	426,957



Financial Highlights

•Green Power Industry Performance

•2025Q2 Electricity Revenue/ Degree of power generation



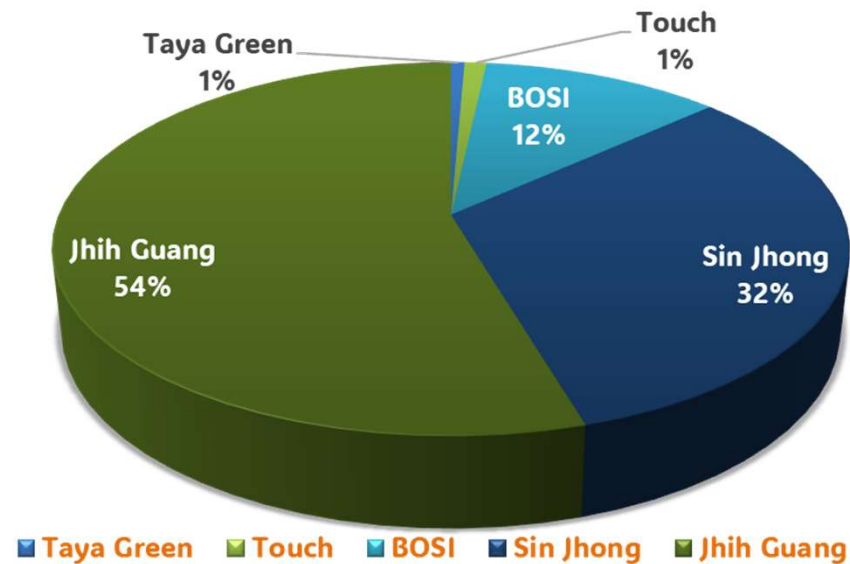
Unit : Thousand of NTD

2025Q2	Taya Green	Touch	BOSI	Sin Jhong	Jhih Guang
Degree of power generation (Thousand of degreed)	1,085.49	1,681.81	19,903.78	51,075.06	61,499.53
Electricity Revenue (Thousand of NTD)	5,155	8,284	90,647	251,457	426,957



Financial Highlights

- Green Power Industry Performance
- 2025Q2 Electricity Revenue/ Degree of power generation



2025Q2	
Degree of power generation (thousand of degreed)	135,246
Electricity Revenue (thousand of NTD)	782,500



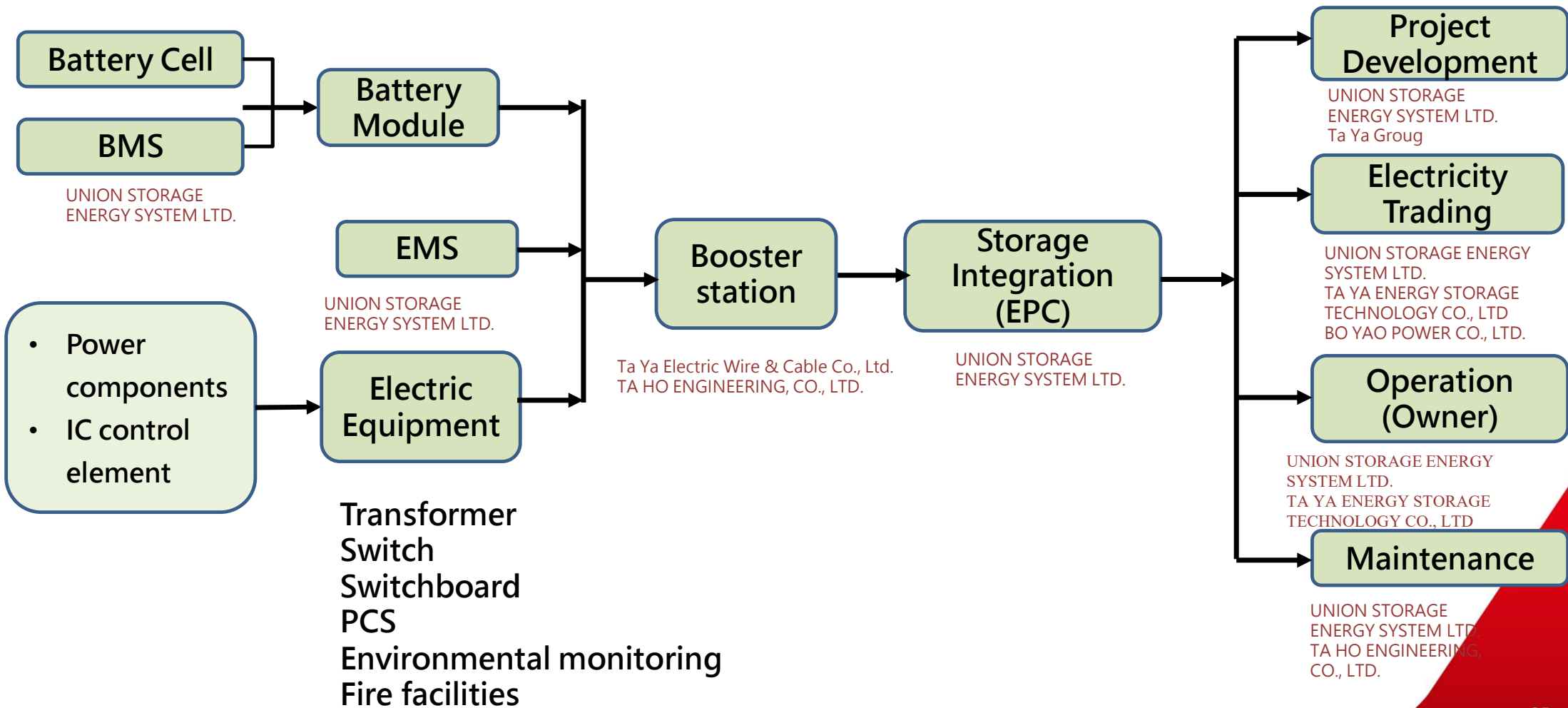
Affiliated companies of energy storage industry

- Taya Group invested in UNION STORAGE ENERGY SYSTEM LTD. In 2017,
- For providing auxiliary platform services for energy storage, large scale user power storage facilities, and battery products.
- Taya Group established TA YA Energy Storage Technology Co., Ltd. in November 2021 to provide integration services of energy storage systems; the company started the establishment of an MW scale energy storage system in the same year. Its services include investment, development, construction, O&M, Energy Storage, and sales of electricity.





The Role of Ta Ya play in smart energy grid supplier





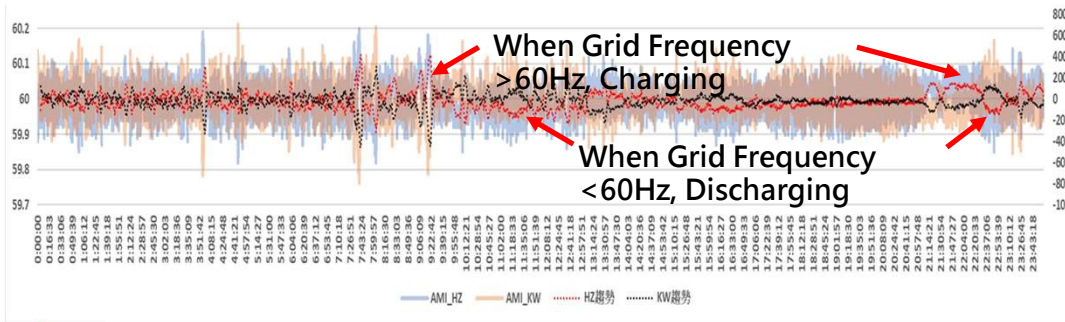
TYPE:

Grid Connection

AFC storage system (dReg & E-dReg)

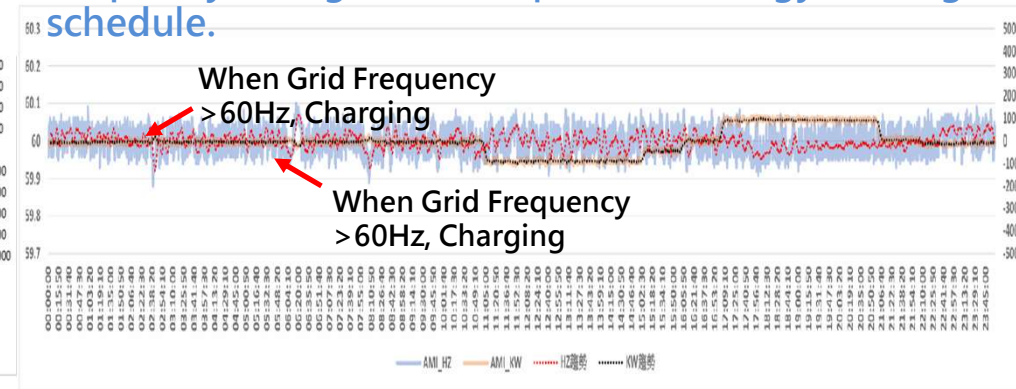
Model : dReg

charging or discharging through the power grid frequency changes



Model : E-dReg

charging or discharging through the power grid frequency changes and Taipower's energy shifting schedule.



Guanmiao Dist. 1.0MW 1.165MWh (dReg)



Guanmiao Dist. 2.5MW 3.5MWh (sReg)



Rende Dist. 2.0MW 6.217MWh



Rende Dist. Bao' an Rd. 1.8MW 6.6MWh



Guiren Dist. 1.0MW 3.5MWh

Change from 5.0MW dReg to 2MW E-dReg in March 2025

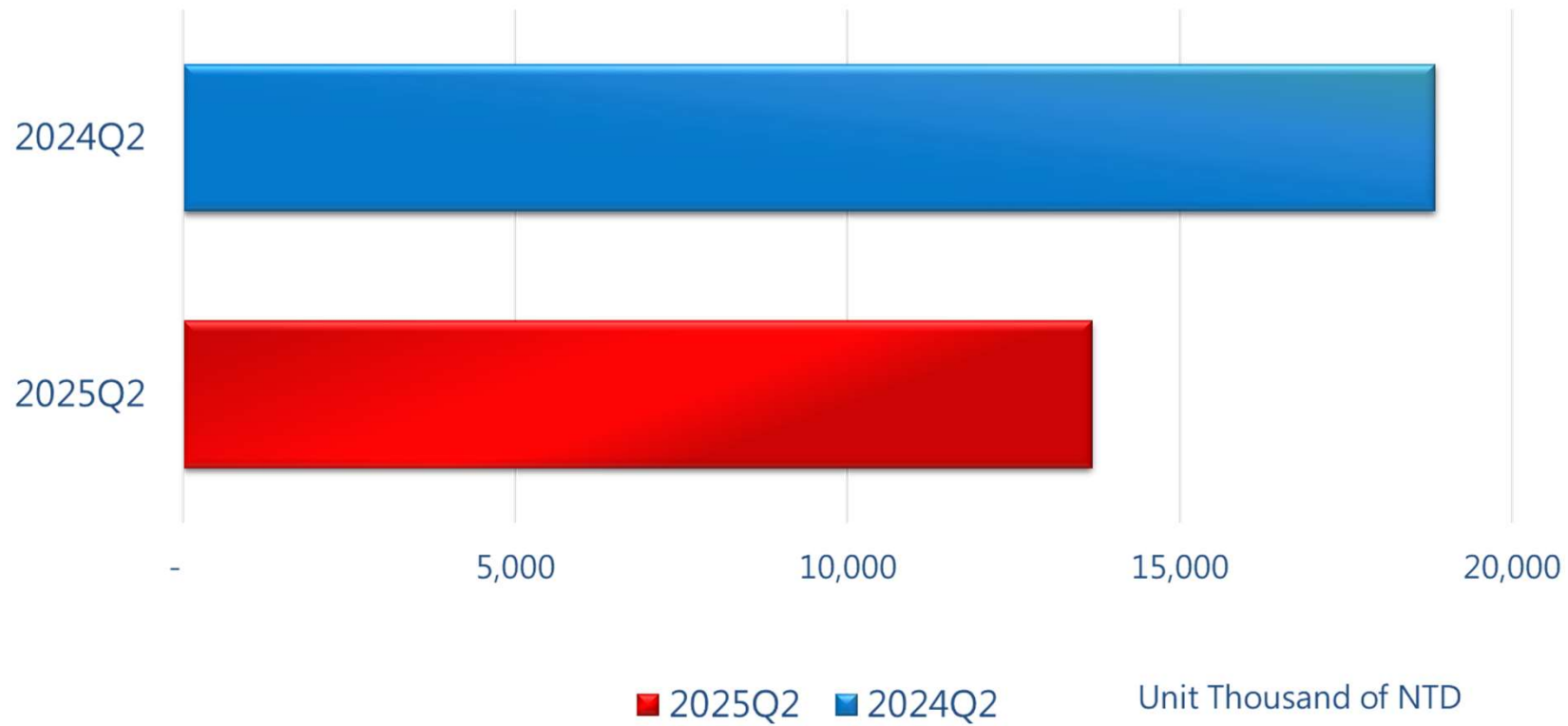
Changed from dReg to E-dReg in Aug.2024

Change from 2.5MW dReg to 1MW E-dReg in April 2025








Financial Highlights

•Energy storage Industry Performance



Energy Storage

-  On Nov. 15, 2021, Taipower completed the "Taipower Electric Power Trading Platform" provides Auxiliary Frequency Modulation Service (AFC), Instant standby and supplementary standby ancillary service transactions.
-  As of 2025, 17 colleagues of TAYA Group have gained the Tai Power trading platform license .
-  Joined the Taipower Trading Platform in 2022/5 .
-  Energy Storage Short-term goal :
Join a power-trading platform to install AFC storage with 100MW ,
and to install Solar Energy combined with Energy storage system .





TA YA ELECTRIC WIRE & CABLE CO., LTD.
Stock Code: 1609



Generation



Transmission



Conversion



Storage



Management



Thank you.