



TAYA GROUP
大亞集團

Ta Ya Electric Wire & Cable CO., LTD.
Stock Code: 1609

2026Q1 Results Presentation

Ta Ya Group Overview & Financial Highlights

Company Spokesman : Chen,Chung-Kuang
2026/05/27



green
inside

1

DISCLAIMER

- The purpose of the briefing is to provide information, therefore will not be updated under any circumstances.
- Ta Ya Group does not have any responsibility to update or correct any information in this presentation.
- The information within the presentation does not hint future decisions or promise any solid validity.

2



Ta Ya Headquarter

Found : 1955年

Responsible Person : CEO Shang-Hung Shen

Capital : NTD 7.853 billion

Net Revenue : NTD 8.341 billion(2026Q1 Consolidated Performance)

Area : 138,038 m²

TA YA Head Office Employee : 640

TA YA Group Employee : 1,441


Product : Power Cable / Magnet Wire / Telecom Cable /
Optical Fiber Cable / Solar Energy / Renewable Energy Service


3

Ta Ya Group Vision

 The purpose of ESG be implemented in our vision

 A leading brand in energy connection

 Ta Ya Group Vision

 A business trusted by employees, customers, shareholders, and society

 A creator of harmonious environment and pristine homeland

4

4

**Comprehensive integration
Renewable Energy Supply Chain**
Provide total solution of energy-
**Generation, Transmission, Conversion, Storage to
Management.**

Generation
Transmission
Conversion
Storage
Management

5

About Ta Ya Headquarters

Combined with 6 Business Groups

Energy and Telecom Cable Business Group	Magnet Wires Business Group	Copper Management & Taipei General Management Office	Construction Business Group	General Management Office	Corporate Development & Investment Group
<ul style="list-style-type: none"> Responsible for the production, development, and sales of electricity and Telecom cables. Supervising subsidiaries such as Ta Ho, AD, United Electric Industry Co., Ltd, Ta Ya Energy Storage Technology Co., Ltd and Ta Ya Green Energy Technology Co., Ltd. 	<ul style="list-style-type: none"> Responsible for the production, development, and sales of magnet wires. Supervising subsidiaries such as Heng Ya Electric Ltd. (Dongguan), and Ta Yi Plastic Co., Ltd.. 	<ul style="list-style-type: none"> Responsible for copper procurement Management of the Taipei Branch 	<ul style="list-style-type: none"> Responsible for land development Project managing the development and marketing of residential properties and office buildings 	<ul style="list-style-type: none"> Responsible for cross-departmental coordination Rationally respond demands of stakeholders Ensuring sustainable growth of the TAYA Group 	<ul style="list-style-type: none"> Responsible for new enterprise business evaluation and developing and execution related to company strategy. Supervising TAYA Venture Capital

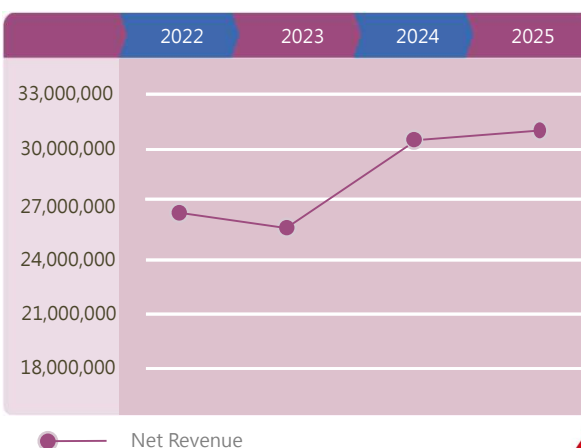
6



Consolidated Performance

Unit: Thousand of NTD, except for EPS in NTD

	2022	2023	2024	2025
Net Revenue	26,749,017	26,435,820	30,084,638	31,105,895
Net Profit ^{*1}	841,475	2,762,030	1,609,846	1,290,506
EPS ^{*2}	1.23	3.72	2.06	1.65
Cash Dividend	0.50	1.20	0.75	0.70
Stock Dividend	0.10	0.50	0.15	-
Total	0.60	1.70	0.90	0.70



*1 : Net Profit Attributable to Owners of the parent *

*2 : EPS of the year shall be calculated based on the weighted average outstanding shares of the year, which are after retrospective adjustments.

7

7

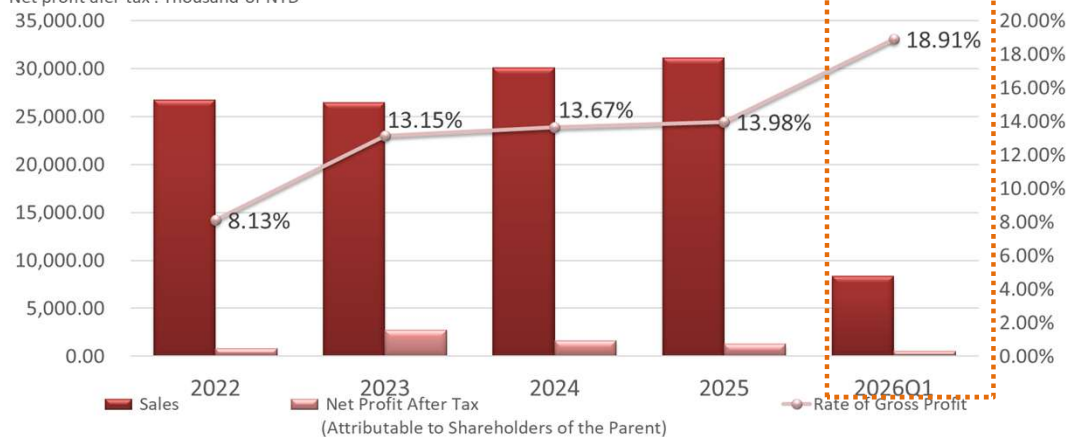


Financial Highlights

•Consolidated Operating Performance

Sales : Million of NTD ;

Net profit after tax : Thousand of NTD



8

8



Financial Highlights

•Segment Revenues

Segment Revenues (Expressed in Thousands of NTD)	2024Y		2025Y		2026Q1	
	Segment Revenues	%	Segment Revenues	%	Segment Revenues	%
Electric wire & cable	28,411,523	94.44%	29,487,222	94.80%	7,854,188	94.16%
Solar Power & Energy Storage	1,673,115	5.56%	1,618,673	5.20%	486,878	5.84%

9

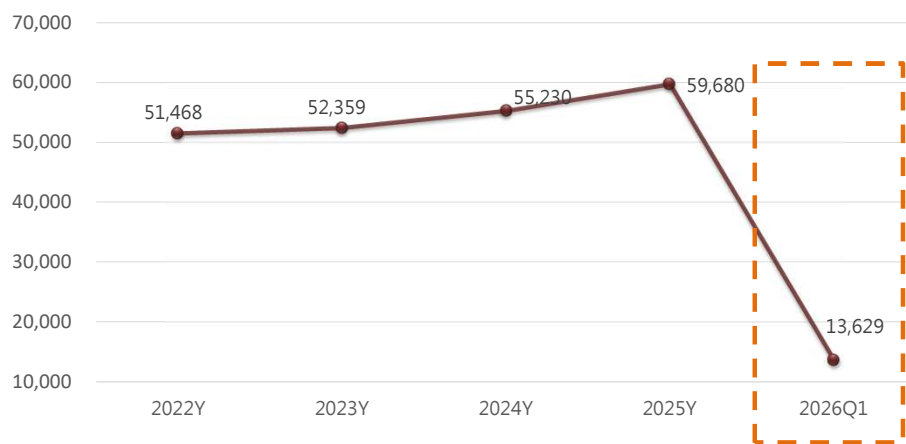
9



Financial Highlights

•Sales Volume

Sales Volume : Ton



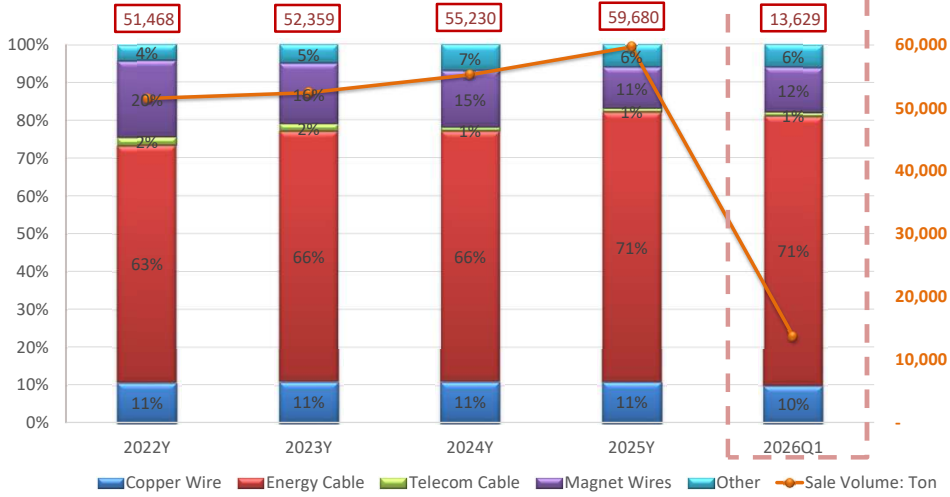
10

10



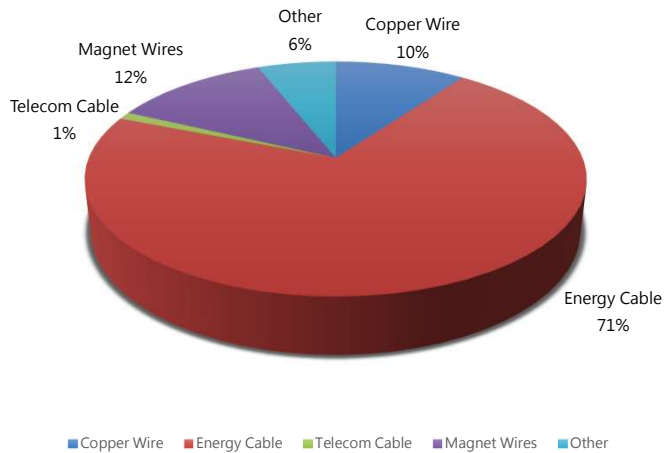
Financial Highlights

• Sales Volume Of Various Products:



Financial Highlights

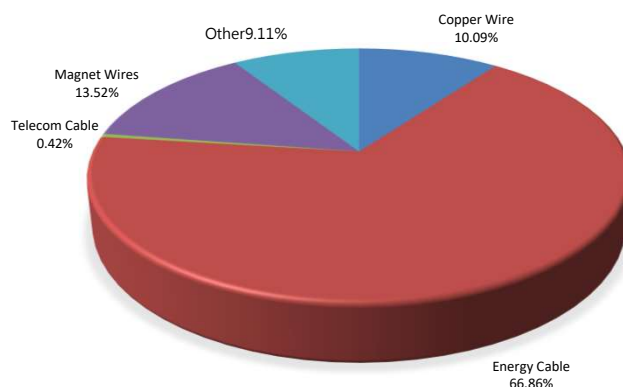
•2026Q1 The ratio of Product sales volume





Financial Highlights

•2026Q1 The ratio of Product sales figures



13

13



Financial Highlights

• Consolidated Statements of Income

Unit: Thousand of NTD, except for EPS in NTD

Item	2026		2025		Annual Growth Rate
	Three months ended March 31	100.0	Three months ended March 31	100.0	
Net Revenue	8,341,066	100.0	7,143,144	100.0	16.8
Cost Of Revenue	6,769,117	81.2	6,117,831	85.7	10.6
Gross Profit	1,571,949	18.8	1,025,313	14.3	53.3
Unrealized Gain On The Transactions With Associates	491	0.0	6,630	0.1	(92.6)
Realized Gain On The Transactions With Associates	5,921	0.1	6,092	0.1	(2.8)
Realized Gross Profit	1,577,379	18.9	1,024,775	14.3	53.9
Operating Expenses	402,927	4.8	374,088	5.2	7.7
Income From Operations	1,174,452	14.1	650,687	9.1	80.5
Non-operating Income And Expenses	(362,212)	(4.4)	(506,074)	(7.1)	(28.4)
Net Profit Attributable To Owners of the parent	518,017	6.2	(65,687)	(0.9)	888.6
EPS	0.66		(0.08)		

14

14



Financial Highlights

• Operating Performance Per Share

Item / Year	2021	2022	2023	2024	2025
Earnings Per Share	2.17	1.23	3.72	2.06	1.65
Cash Dividend Per Share	0.35	0.50	1.20	0.75	0.70
Stock Dividend Per Share	0.60	0.10	0.50	0.15	-
Return on Equity	16.01%	8.89%	21.64%	11.65%	8.52%
Net Value Per Share	15.19	15.37	19.38	20.42	21.80
Operating Cash Flow Per Share	(1.97)	(0.43)	3.78	(0.60)	(1.61)

15

15

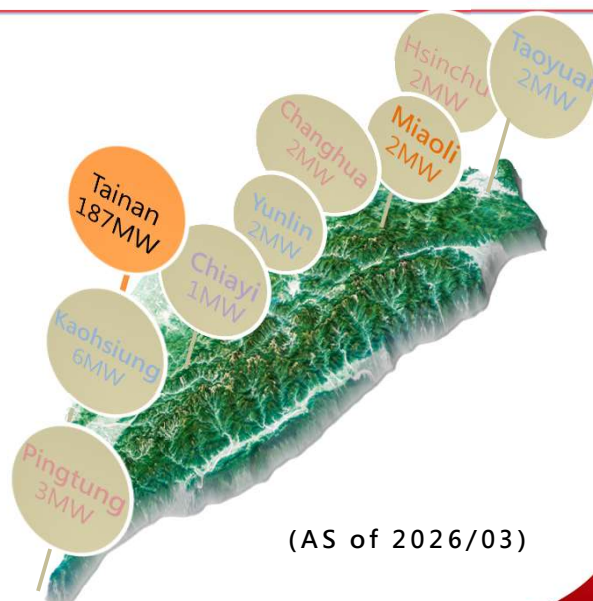


Ta Ya Solar Power

-Distribution map of Solar Power Station

There are

- 70 solar power plants
- Its cumulative installed capacity is 207MW



16

16



Ta Ya Solar Power -Qigu Fishing and Electricity Symbiosis Zone

- Its cumulative installed capacity is 120MW.
- Its goal is to achieve the benefits of "breeding-based value-added green electricity and flood storage"
- Fishery and Electricity Symbiosis is achieved by setting up green energy power generation facilities at fish farm embankments and water channels, providing shades for the fish farm to keep the water cool in summertime, for delivering electricity while keeping aquaculture production at the time; tarpaulin shedding can be provided on top of the facility in the wintertime to withstand cold weathers. The Qi-Gu Fishery and Electricity Symbiosis Project, which combines fishery with a green power generation system while functioning as flood retention at the same time, is creating a triple-win situation for the locality.



17



Ta Ya Solar Power

- To establish a 2.89MW power plant on the factory roof at the Guanmiao Headquarters.
- Cooperation with Taiwan Sugar Company to build a facility spanning tens of thousands of square meters with a capacity of 6.94MW on the roof.
- Accomplished category change of a 71-hectare land at Xue-Jia District, Taiwan, for setting up a 76MW solar power plant, the very first in Taiwan for a private land exceeding 30 hectares to have succeeded in a category change.
- An independent 600kWh, 200kW "Da-Ya Power Storage Micro Grid" System is established at Guanmiao Plant Area, which provides comprehensive power dispatch services that combine power storage, electricity installation, environment control and grid information into an integral system



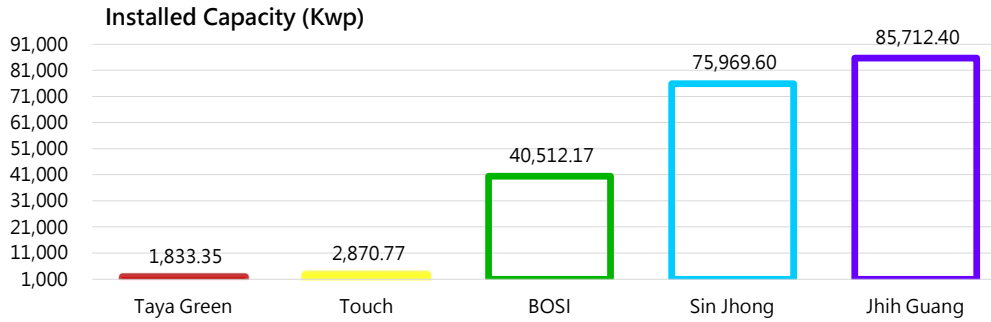
Where the sun shines, Ta Ya is there!

18

18



Ta Ya Solar Power - Installed Capacity



Company	Taya Green	Touch	BoSi	Sin Jhong	Jhih Guang
Operating	2015~2021	2016/02	2015~2025/10	2020/12	2022/11

19

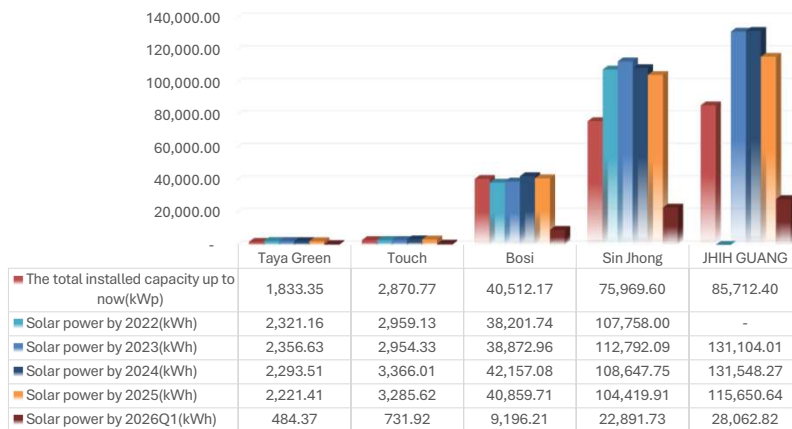
19



Ta Ya Solar Power - Industry Performance

• Solar Power Industry Performance : power generation volume

Unit : kWh



20

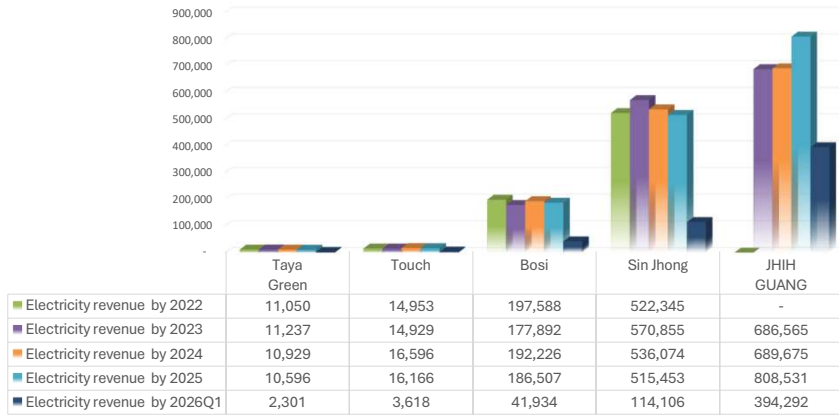
20



Ta Ya Solar Power - Industry Performance

• Solar Power Industry Performance

Unit : Thousand of NTD



21

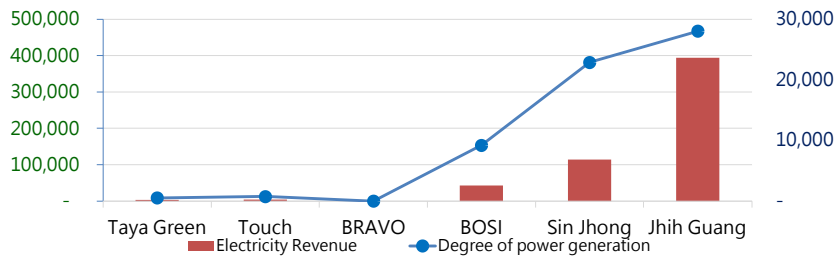
21



Ta Ya Solar Power - Industry Performance

•Solar Power Industry Performance •2026Q1 Electricity Revenue/ Degree of power generation

Unit : Thousand of Degreed



Unit : Thousand of NTD

	Taya Green	Touch	BOSI	Sin Jhong	Jih Guang
Degree of power generation (Thousand of degreed)	484.37	731.92	9,196.21	22,891.73	28,062.82
Electricity Revenue (Thousand of NTD)	2,301	3,618	41,934	114,106	394,292

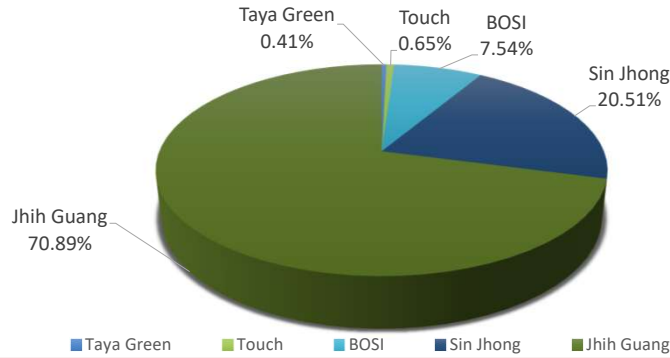
22

22



Ta Ya Solar Power - Industry Performance

•Solar Power Industry Performance
 •2026Q1 Electricity Revenue/ Degree of power generation



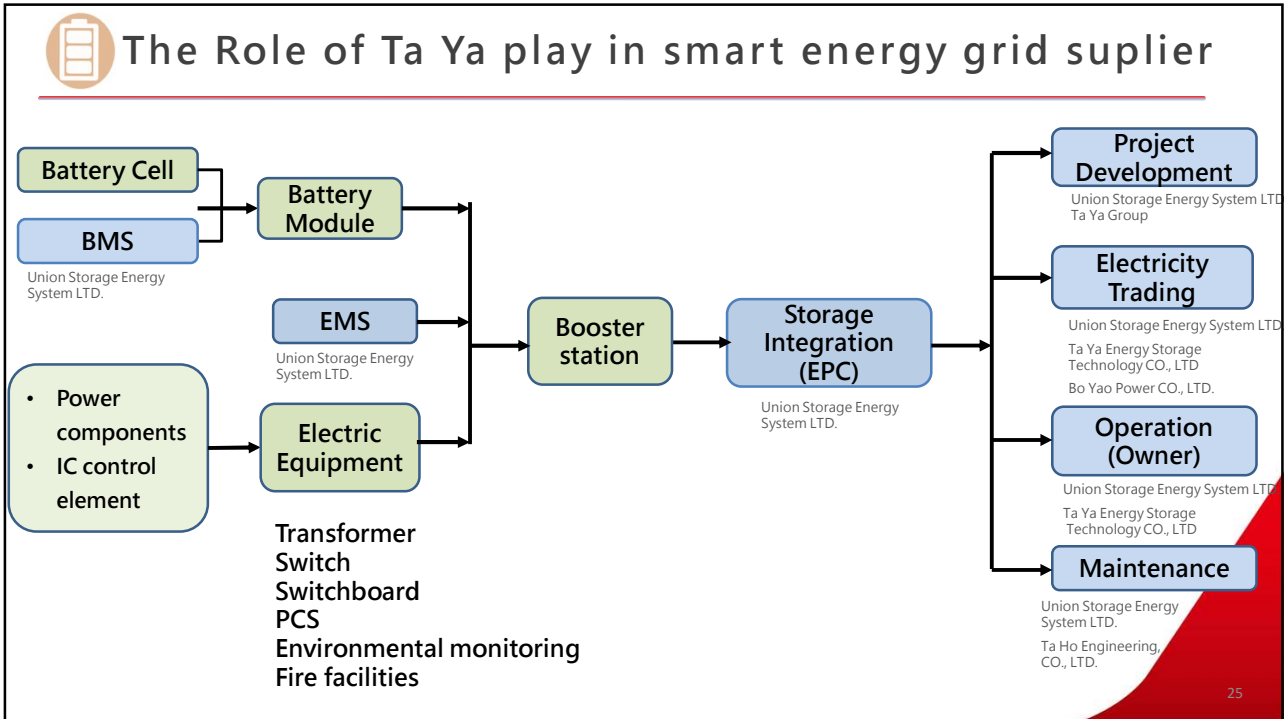
2026Q1	
Degree of power generation (thousand of degeed)	61,367
Electricity Revenue (thousand of NTD)	556,251



Affiliated companies of energy storage industry

- Taya Group invested in Union Storage Energy System LTD. In 2017, For providing auxiliary platform services for energy storage, large scale user power storage facilities, and battery products.
- Ta Ya Group established Ta Ya Energy Storage Technology CO., LTD. in November 2021 to provide integration services of energy storage systems; the company started the establishment of an MW scale energy storage system in the same year. Its services include investment, development, construction, O&M, Energy Storage, and sales of electricity.





25

TYPE: Grid Connection

AFC storage system (dReg & E-dReg)

Model : dReg
charging or discharging through the power grid frequency changes

Model : E-dReg
charging or discharging through the power grid frequency changes and Taipower's energy shifting schedule.

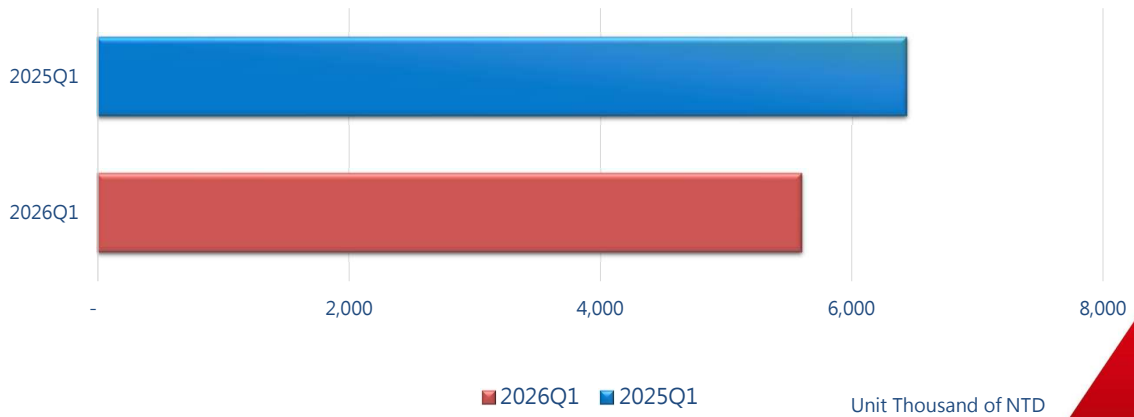
	Guanmiao Dist.	1.0MW / 1.165MWh (dReg)	
	Rende Dist.	2.0MW / 6.217MWh	Change from 5.0MW dReg to 2MW E-dReg in March 2025
	Rende Dist. Bao ' an Rd.	1.8MW 6.6MWh	Changed from dReg to E-dReg in Aug.2024
	Guiren Dist.	1.0MW 3.5MWh	Change from 2.5MW dReg to 1MW E-dReg in April 2025

26



Ta Ya Energy Storage - Industry Performance

•Energy storage Industry Performance- Ta Ya Electric Wire & Cable Co., Ltd



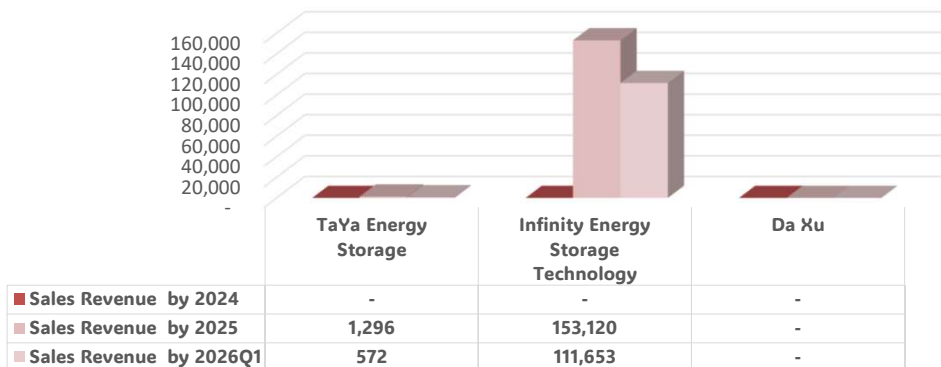
27

27



Ta Ya Energy Storage - Industry Performance

•Energy storage Industry Performance



- The subsidiaries of Ta Ya Energy Storage Group, Infinity Energy Storage Technology and Da Xu Energy, have constructed energy storage systems in Longjing Industrial Park, Taichung City. Operation date on 2025 Sep and 2026Q3 respectively.
 - (1) Infinity Energy Storage Technology : 100MW E-dReg, began operation in 2025 Sep .
 - (2) Da Xu Energy : 75MW E-dReg, are scheduled to begin operation in the 2026 Q3.


28

28



Energy Storage

- On Nov. 15, 2021, Taipower completed the "Taipower Electric Power Trading Platform" provides Auxiliary Frequency Modulation Service (AFC), Instant standby and supplementary standby ancillary service transactions.
- As of 2025, 17 colleagues of TAYA Group have gained the Tai Power trading platform license.
- Joined the Taipower Trading Platform in 2022/5.
- Energy Storage Short-term goal :
Join a power-trading platform to install AFC storage with 100MW ,
and to install Solar Energy combined with Energy storage system.
- The subsidiaries of Ta Ya Energy Storage Group, Infinity Energy Storage Technology and Da Xu Energy, have constructed energy storage systems in Longjing Industrial Park, Taichung City. Operation date on 2025 Sep and 2026Q3 respectively.
 - (1) Infinity Energy Storage Technology : 100MW E-dReg, began operation in 2025 Sep .
 - (2) Da Xu Energy : 75MW E-dReg, are scheduled to begin operation in the 2026 Q3.



29

29



Energy Storage

Solar Energy Projects (Jhih Guang and Sin Jhong)

Subsidiaries of Ta Ya Group

- ◆ Jhih-Guang Energy
 - Obtained a solar-plus-storage project in 2022
 - Has the largest capacity in Taiwan (23.3 MW)
 - Began operations in June 2024, emphasizing safety, stability, and high efficiency
- ◆ Sin Jhong Solar Power
 - Obtained a solar energy project in 2025
 - Has a capacity of 7.98 MW
 - Scheduled to begin construction in Q3 2026 and commence operations in 2027

Notes

- (1) **Jhih-Guang Solar-Plus-Storage Project:**
Located in Qigu, Tainan; 35 MW photovoltaic capacity / 23.3 MW storage capacity; began operations in June 2024.
- (2) **Sin Jhong Solar and Energy Storage Project:**
Located in Xuejia, Tainan; 11.97 MW photovoltaic capacity / 7.98 MW storage capacity; scheduled to begin operations in 2027.

30

30



31



32